

intelbras

Captive Portal Externo - Wifeed

Captive Portal Externo AP

Rodrigo Schwartzhaupt Nunes

25 de Julho de 2024

P&D Redes Empresarias

Summary

1. Sobre o teste	3
2. Versão Firmware utilizada	3
3. Topologia utilizada	3
4. Configuração Passo a Passo	4
4.1. Passo a Passo - CLI	4
4.1.1. Configuração do service template com ssid e habilitando captive portal	4
4.1.2. Configuração do RADIUS apontando para o server da Wifed	4
4.1.3. Configuração do dominio para autenticação via radius	5
4.1.4. Configuração do web portal apontando para a URL da Wifed	5
4.1.5. Configurando urls dentro do web portal em http e https	5
4.1.6. Liberação de bloqueio no portal free-rule e na acl	5
4.1.7. Adicionar o service template criado nas interfaces WLAN	5
4.2. Passo a Passo - WEB	6
4.2.1. Configuração do RADIUS	6
4.2.2. Configuração do domain	7
4.2.3. Portal Web Server	8
4.2.4. Service template	10
4.2.5. Portal Local Web Server HTTP e https	11
4.2.6. Portal Free rule	12
4.2.7. Retirar ACL	13
4.2.8. Adicionar Service Template as interfaces WLAN	14
4.3. Passo a Passo - INCCloud	16
4.3.1. Configuração do RADIUS e Domain	16
4.3.2. Portal Web Server	17
4.3.3. Portal Free rule	18
4.3.4. Service template	18
4.3.5. AP Template	20

1. Sobre o teste

Realizada a homologação do captive portal externo com Wifeed utilizando AP da linha Intelbras FUTURE.

O teste teve como objetivo mapear todos os passos necessários para o funcionamento do captive portal externo junto com o roaming no AP stand-alone.

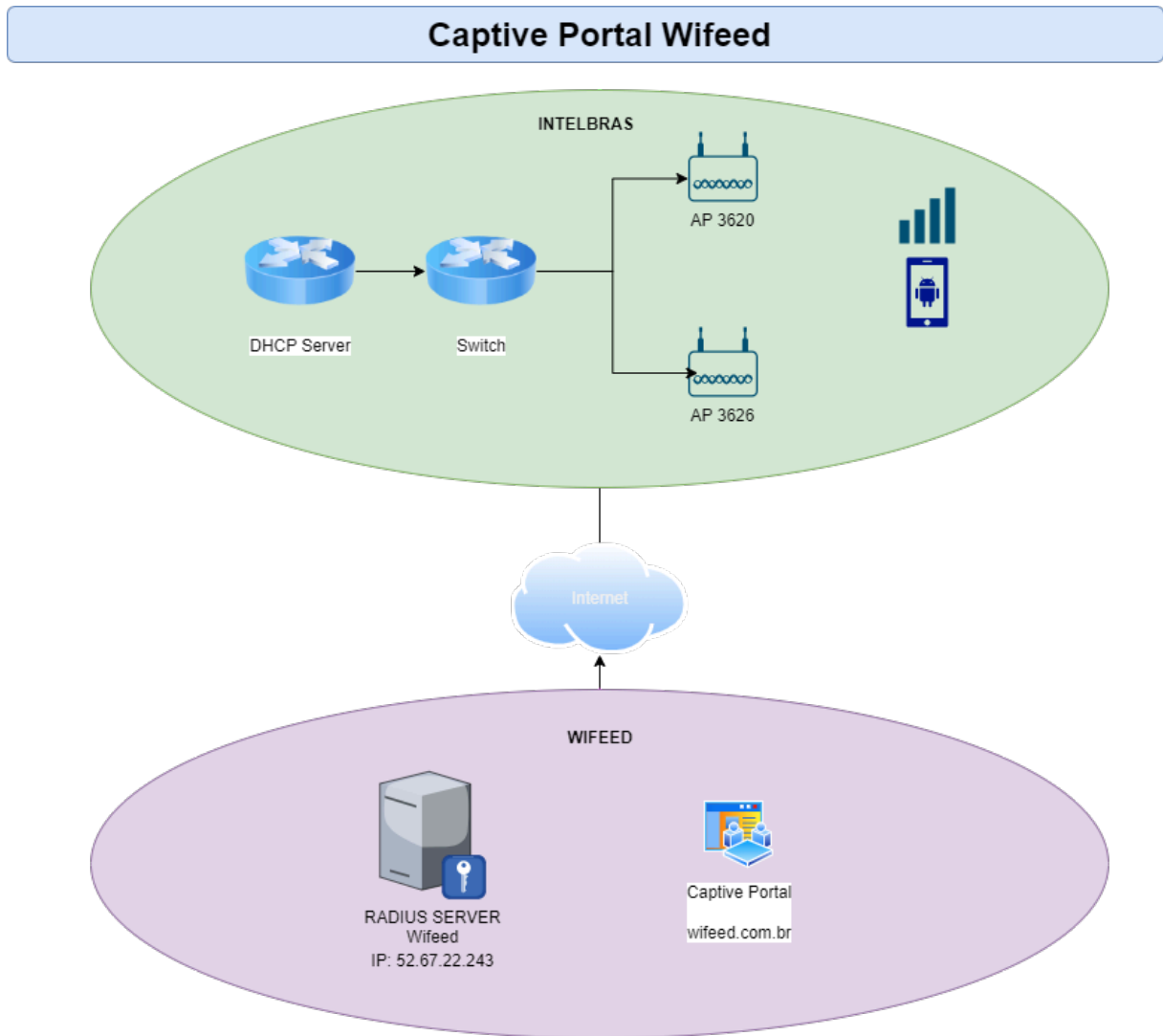
2. Versão Firmware utilizada

Versão de firmware e de AP utilizado nos testes:

```
1 <INTELBRAS>display version
2 INTELBRAS OS Software, Version 7.1.064, Release 2603P01
3 Copyright (c) 2023 Intelbras S.A. All rights reserved.
4 INTELBRAS AP5620 uptime is 0 weeks, 0 days, 8 hours, 18 minutes
5 Last reboot reason : User soft reboot
6
7 Boot image: flash:/ap6002-boot.bin
8 Boot image version: 7.1.064, Release 2603P01
9   Compiled Feb 06 2024 16:00:00
10 System image: flash:/ap6002-system.bin
11 System image version: 7.1.064, Release 2603P01
12   Compiled Feb 06 2024 16:00:00
13 Feature image(s) list:
14   flash:/ap6002-freeradius.bin, version: 7.1.064
15     Compiled Feb 06 2024 16:00:00
16
17 with 1 ARM 1.0GHz Processor
18 1024M bytes DDR3
19 256M bytes NandFlash Memory
20
21 Current running mode: Cloud AP
22 Next startup mode: Cloud AP
23 Hardware Version is Ver.A
24 Basic Bootrom Version is 7.13
25 Extend Bootrom Version is 7.20
26 [Subslot 0]INTELBRAS AP5620 Hardware Version is Ver.A
27 [SLOT 1]GE1/0/1      (Hardware)Ver.A, (Driver)1.0
28 [SLOT 1]SGE1/0/1    (Hardware)Ver.A, (Driver)1.0
29 [SLOT 1]RADIO1/0/1  (Hardware)Ver.A, (Driver)1.0
30 [SLOT 1]RADIO1/0/2  (Hardware)Ver.A, (Driver)1.0
31
32 <INTELBRAS>
```

3. Topologia utilizada

Figura 1: Image Created by The Author



4. Configuração Passo a Passo

Segue o passo a passo para realizar a configuração do captive portal no AP da linha FUTURE.

4.1. Passo a Passo - CLI

4.1.1. Configuração do service template com ssid e habilitando captive portal

```
1 wlan service-template 5
2 ssid ._Intelbras_Wifeed
3 portal enable method direct
4 portal domain d_wifeed
5 portal apply web-server w_wifeed
6 portal fail-permit web-server
7 portal temp-pass enable
8 service-template enable
```

4.1.2. Configuração do RADIUS apontando para o server da Wifeed

```

1 radius scheme r_wifeed
2 primary authentication 52.67.22.243 7564
3 primary accounting 52.67.22.243 4657
4 key authentication cipher $c$3$MS+NzZ3PhmKzUCVXfqv7phrHQc/Mz/
I2CkeyMBWxIh5rcwkTzmbh6g==
5 key accounting cipher
$c$3$4vdeCQTpfNuVI7PxzMeI33NK2k65hhzN2NaGk2aSiXXSHK+ZFNcvjg==
6 user-name-format without-domain

```

4.1.3. Configuração do domínio para autenticação via radius

```

1 domain d_wifeed
2 authentication portal radius-scheme r_wifeed
3 authorization portal radius-scheme r_wifeed
4 accounting portal radius-scheme r_wifeed

```

4.1.4. Configuração do web portal apontando para a URL da Wifeed

```

1 portal web-server w_wifeed
2 url https://bigbox.wifeed.com.br/api/redirect/hs-intbrafuture
3 server-detect log
4 server-type http-auth
5 url-parameter ap_ip bas-ip
6 url-parameter ap_mac ap-mac format section 6 lowercase
7 url-parameter ip source-address
8 url-parameter mac source-mac format section 6 lowercase
9 url-parameter original-url original-url
10 url-parameter ssid ssid

```

4.1.5. Configurando urls dentro do web portal em http e https

```

1 portal local-web-server http
2 login success-url https://bigbox.wifeed.com.br/api/redirect/hs-
intbrafuture
3 login failed-url https://bigbox.wifeed.com.br/api/redirect/hs-intbrafuture
4 #
5 portal local-web-server https
6 login success-url https://bigbox.wifeed.com.br/api/redirect/hs-
intbrafuture
7 login failed-url https://bigbox.wifeed.com.br/api/redirect/hs-intbrafuture

```

4.1.6. Liberação de bloqueio no portal free-rule e na acl

```

1 portal free-rule 20091 destination ip [IP D0 AP] 255.255.255.255
2
3 undo acl advanced name default

```

4.1.7. Adicionar o service template criado nas interfaces WLAN

```
1 interface WLAN-Radio1/0/1
2   service-template 5
3
4 interface WLAN-Radio1/0/2
5   service-template 5
```

4.2. Passo a Passo - WEB

4.2.1. Configuração do RADIUS

Figura 2: Image Created by The Author

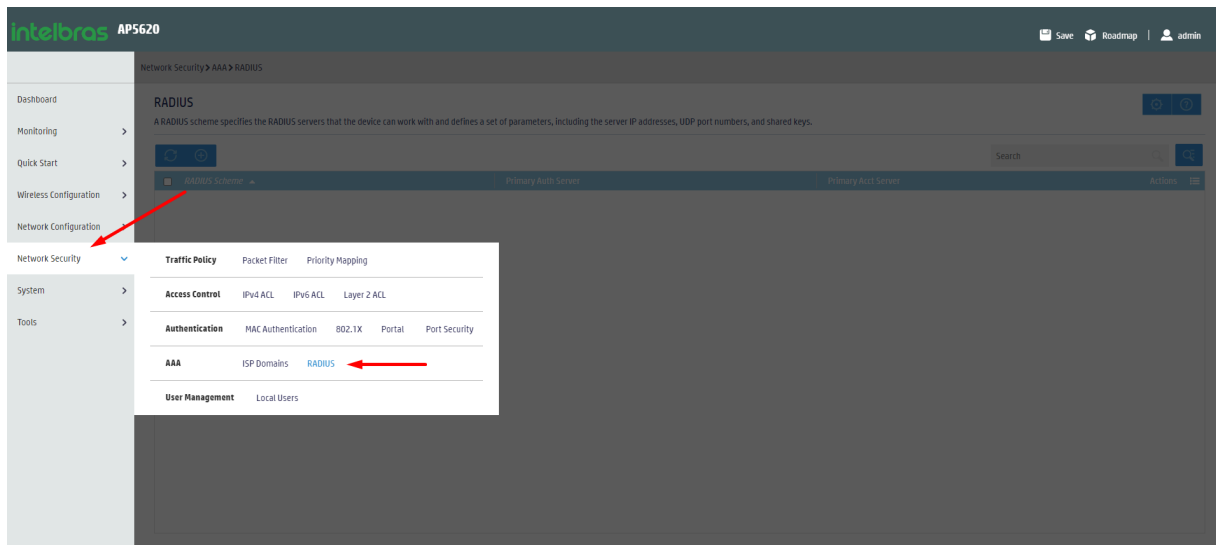


Figura 3: Image Created by The Author

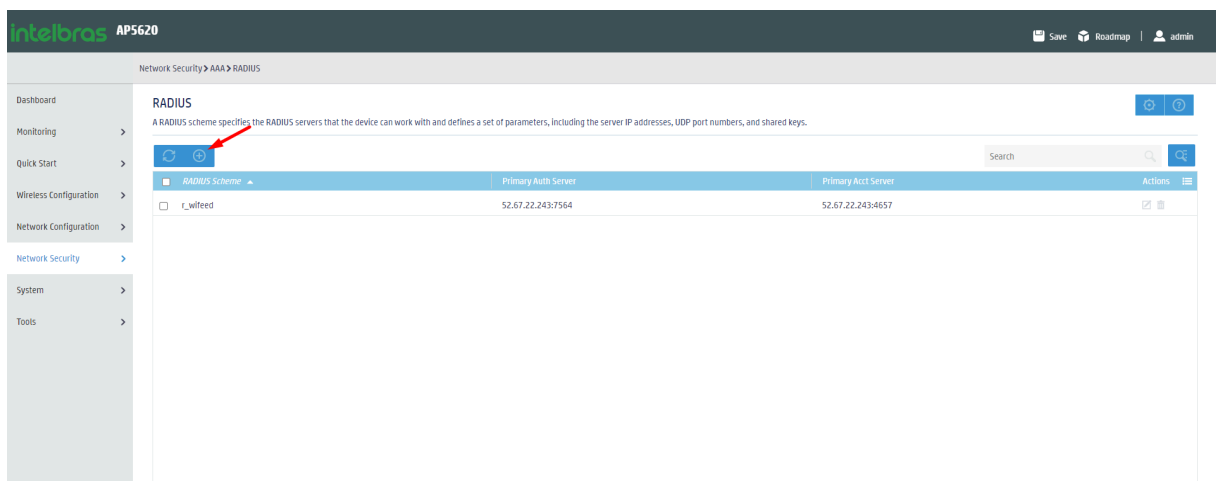


Figura 4: Image Created by The Author

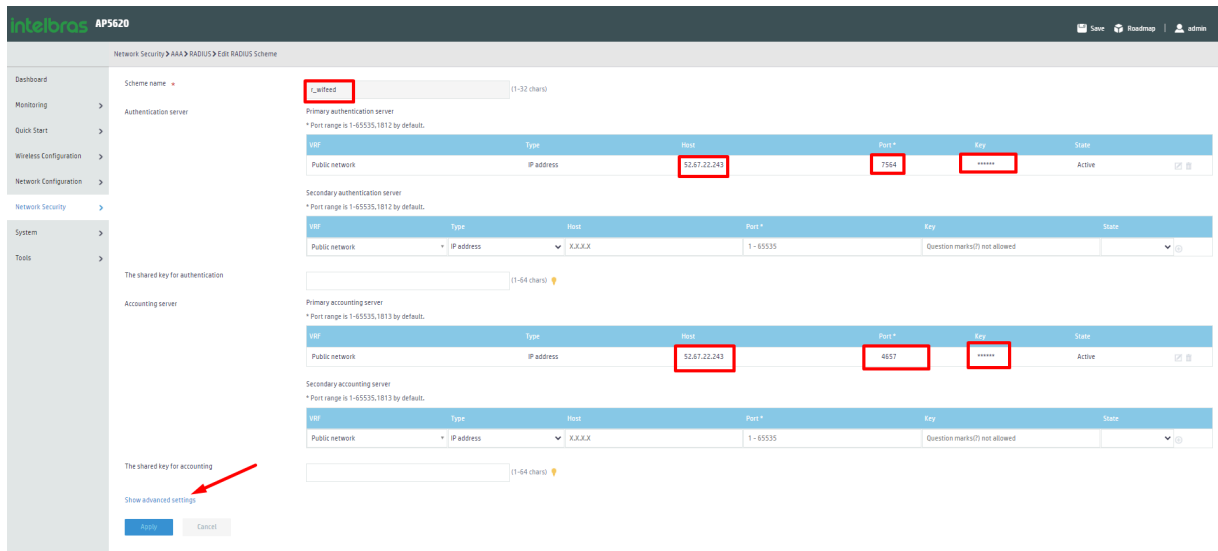
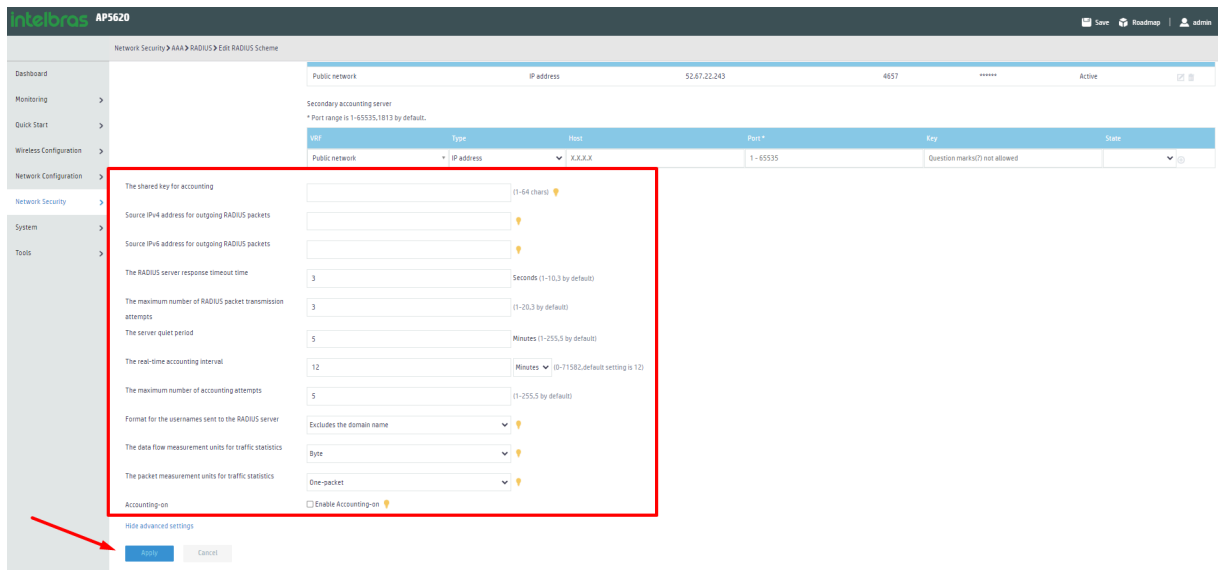


Figura 5: Image Created by The Author



4.2.2. Configuração do domain

Figura 6: Image Created by The Author

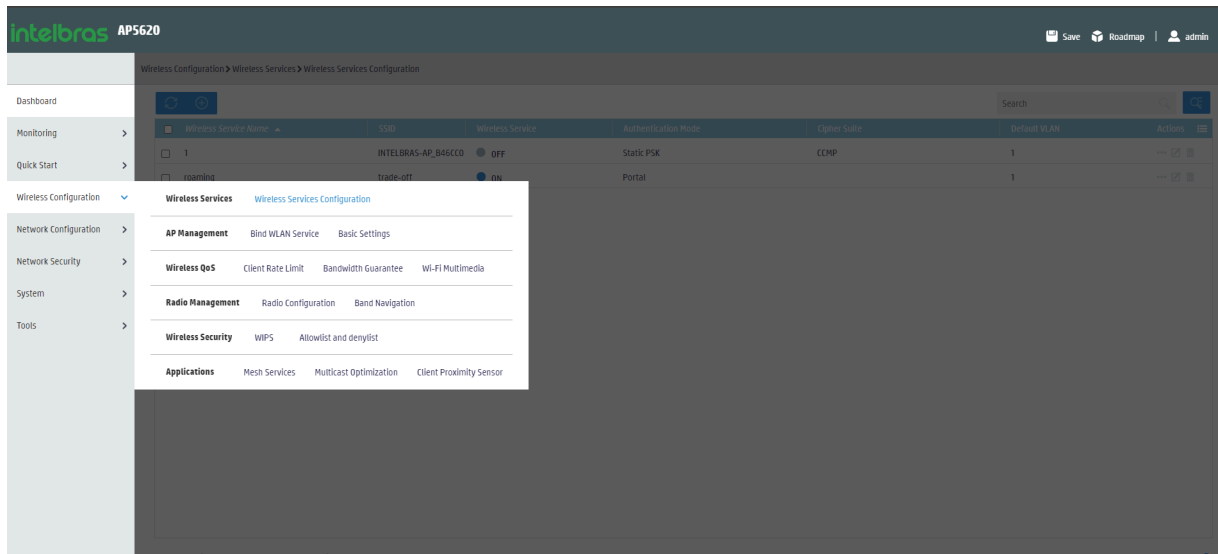


Figura 7: Image Created by The Author

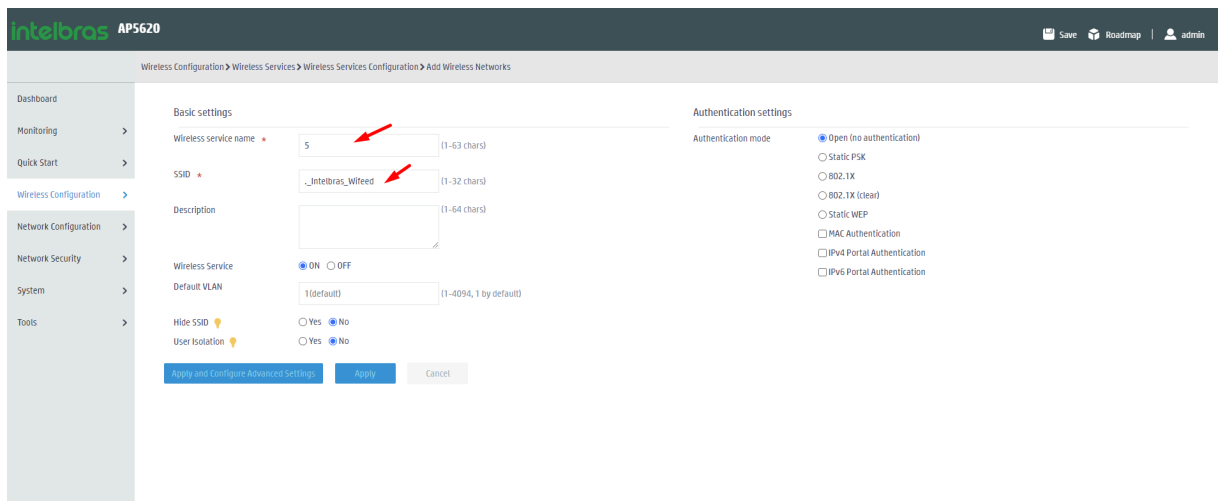
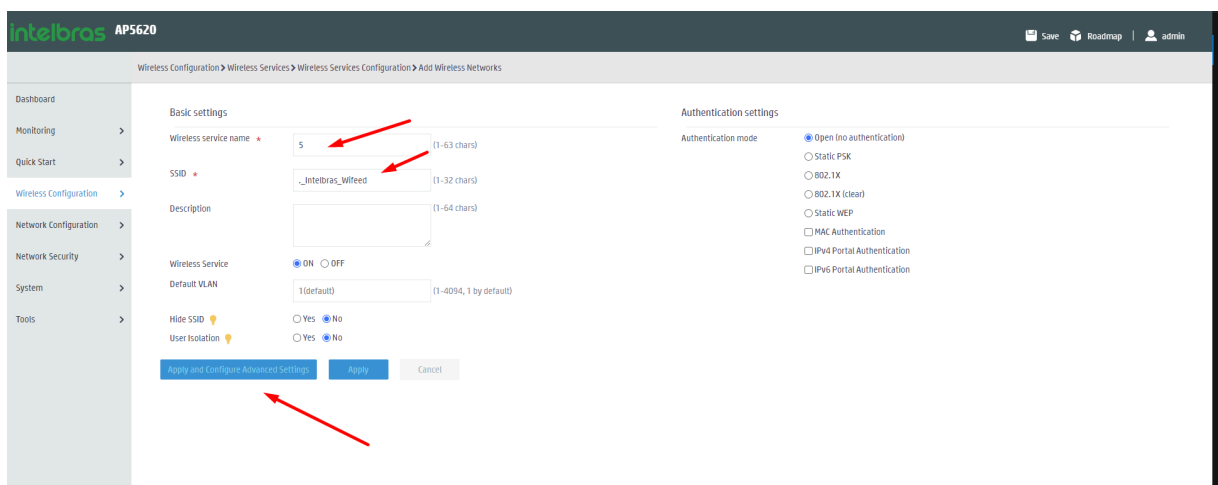


Figura 8: Image Created by The Author



4.2.3. Portal Web Server

Figura 9: Image Created by The Author

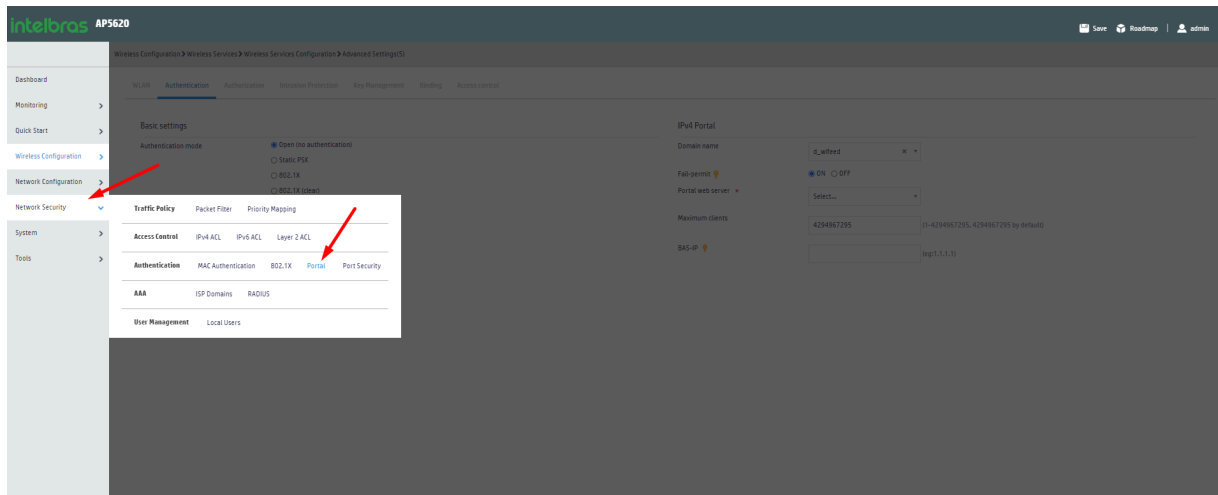


Figura 10: Image Created by The Author

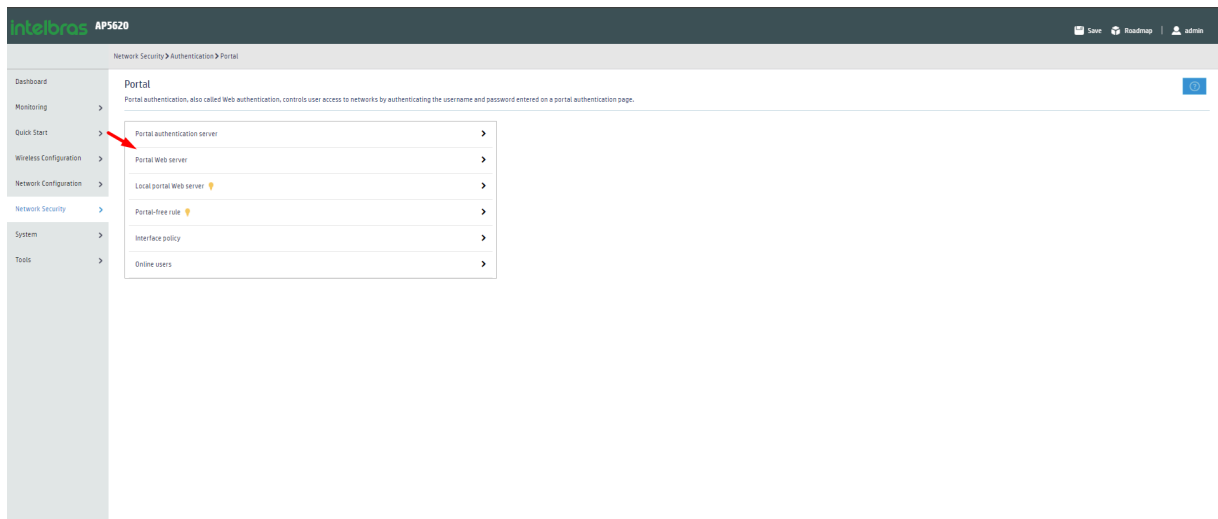


Figura 11: Image Created by The Author

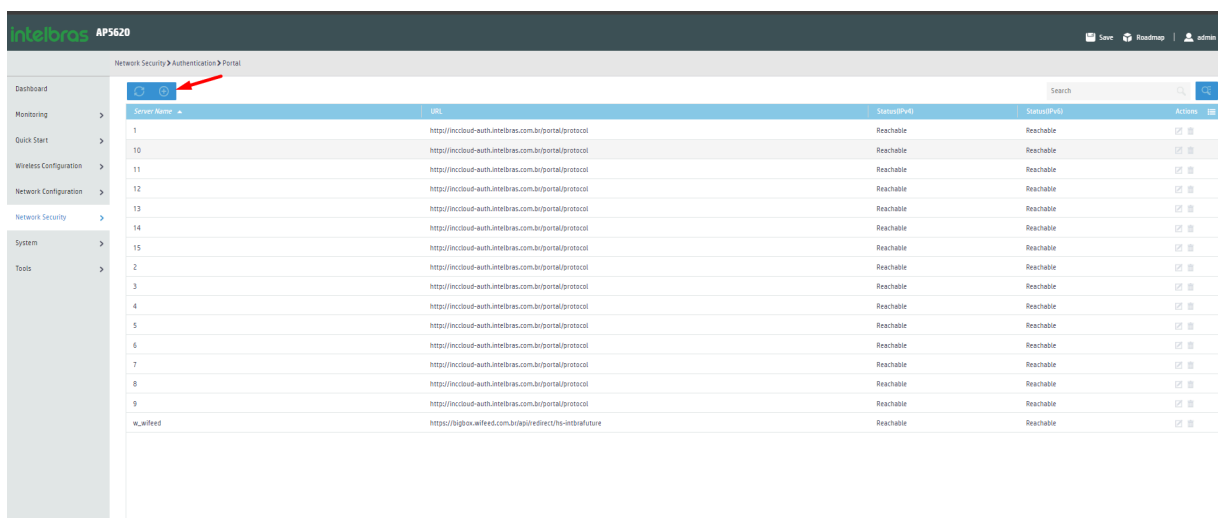
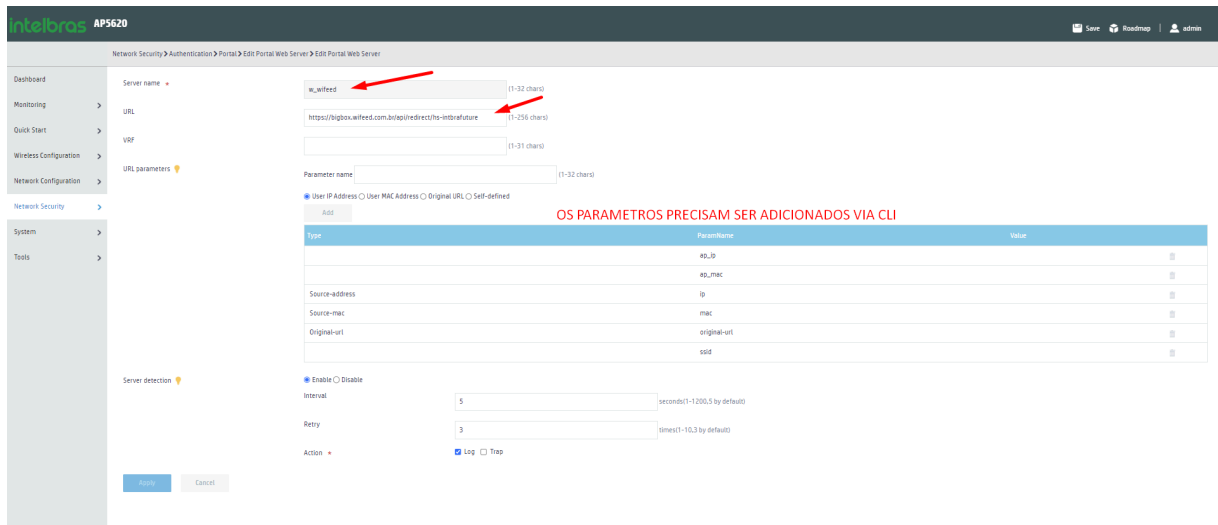


Figura 12: Image Created by The Author



```

1 portal web-server w_wifeed
2 url https://bigbox.wifeed.com.br/api/redirect/hs-intbrafuture
3 server-detect log
4 server-type http-auth
5 url-parameter ap_ip bas-ip
6 url-parameter ap_mac ap-mac format section 6 lowercase
7 url-parameter ip source-address
8 url-parameter mac source-mac format section 6 lowercase
9 url-parameter original-url original-url
10 url-parameter ssid ssid

```

4.2.4. Service template

Figura 13: Image Created by The Author

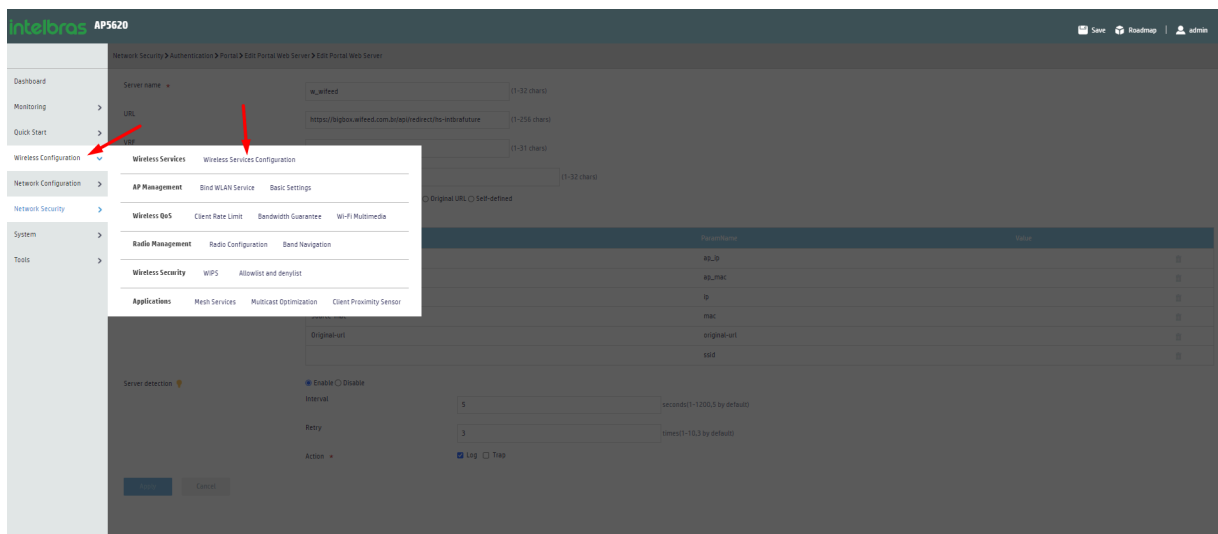


Figura 14: Image Created by The Author

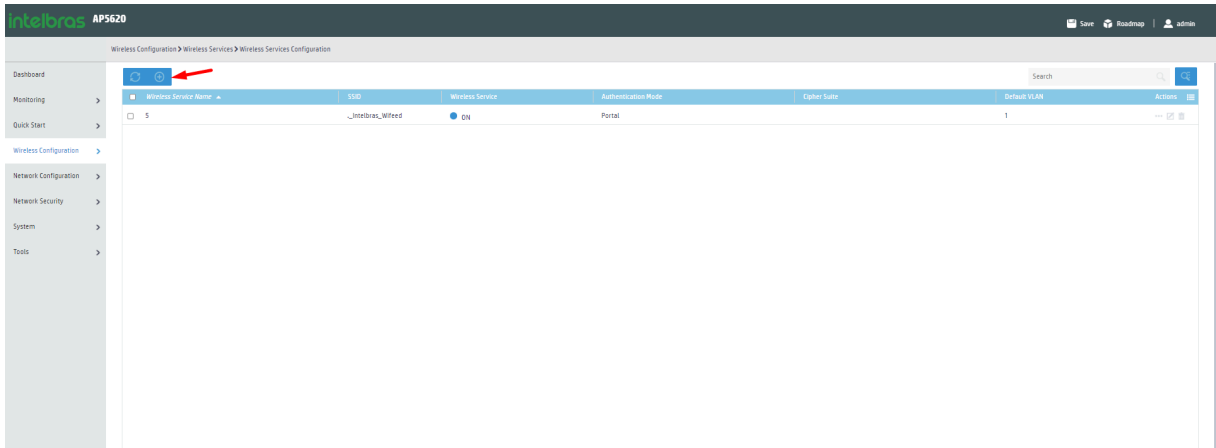


Figura 15: Image Created by The Author

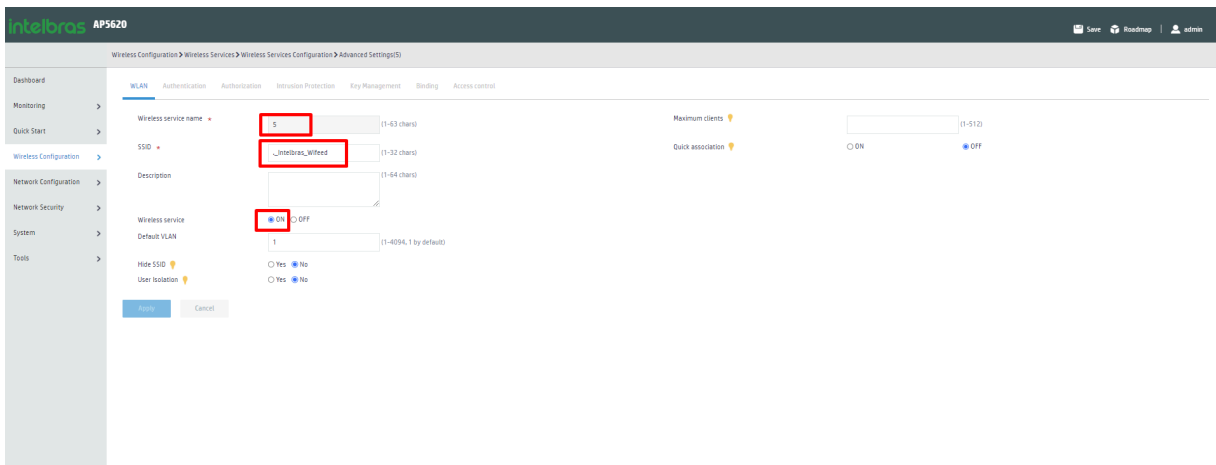
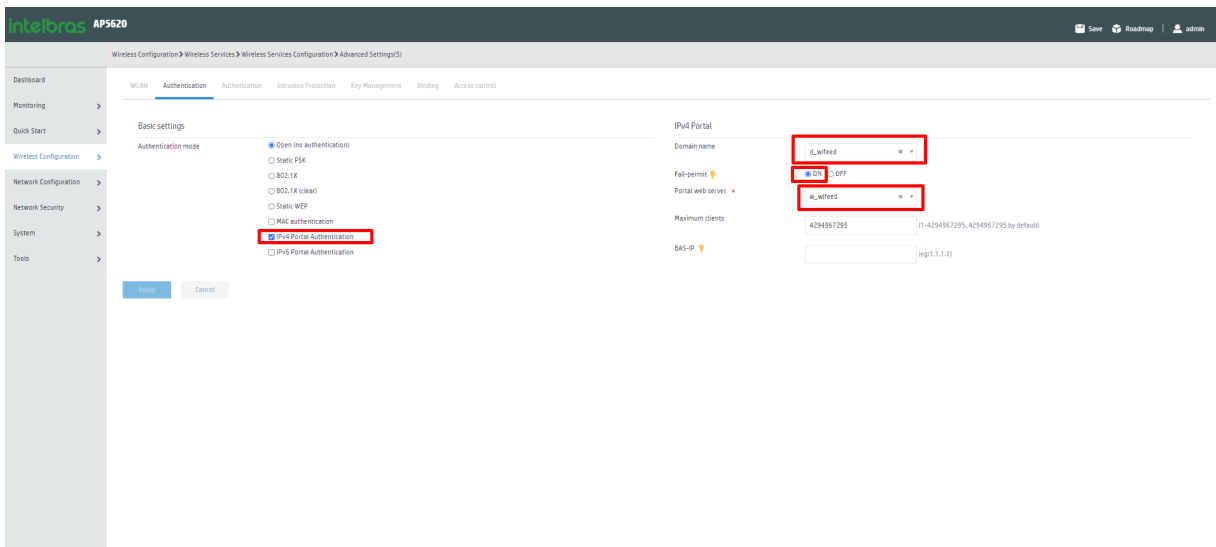


Figura 16: Image Created by The Author



4.2.5. Portal Local Web Server HTTP e https

Estes comandos precisam ser via CLI

```

1 portal local-web-server http
2   login success-url https://bigbox.wifeed.com.br/api/redirect/hs-
  intbrafuture
3   login failed-url https://bigbox.wifeed.com.br/api/redirect/hs-intbrafuture
4 #
5 portal local-web-server https
6   login success-url https://bigbox.wifeed.com.br/api/redirect/hs-
  intbrafuture
7   login failed-url https://bigbox.wifeed.com.br/api/redirect/hs-intbrafuture

```

4.2.6. Portal Free rule

Figura 17: Image Created by The Author

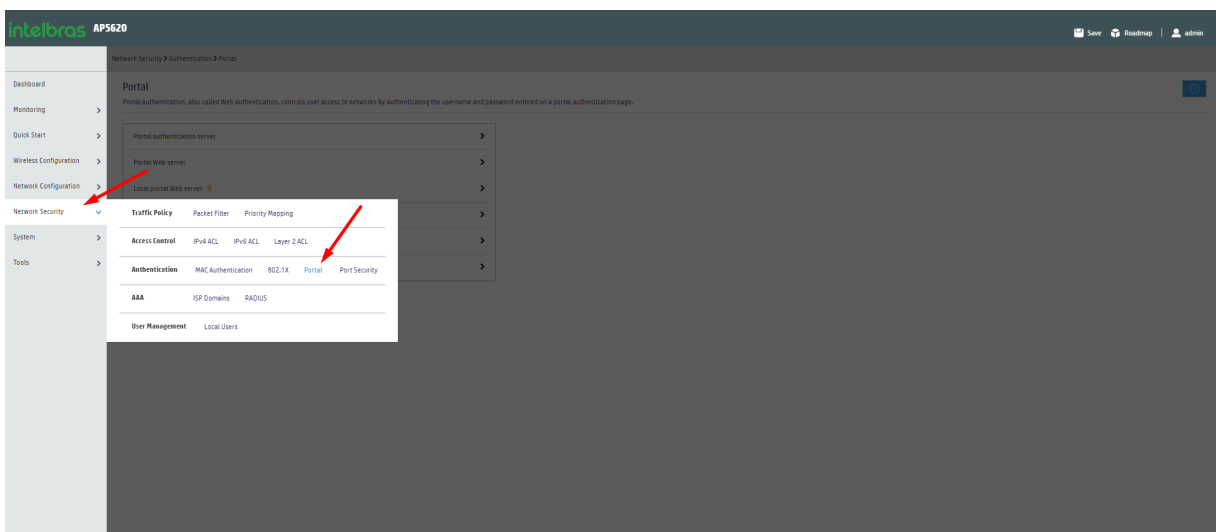


Figura 18: Image Created by The Author

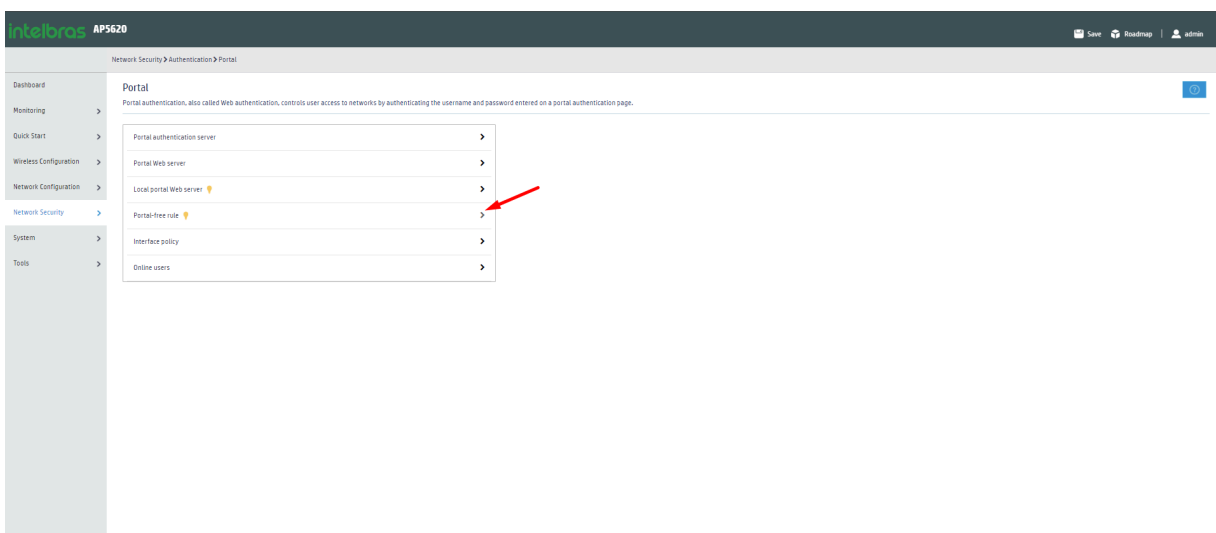
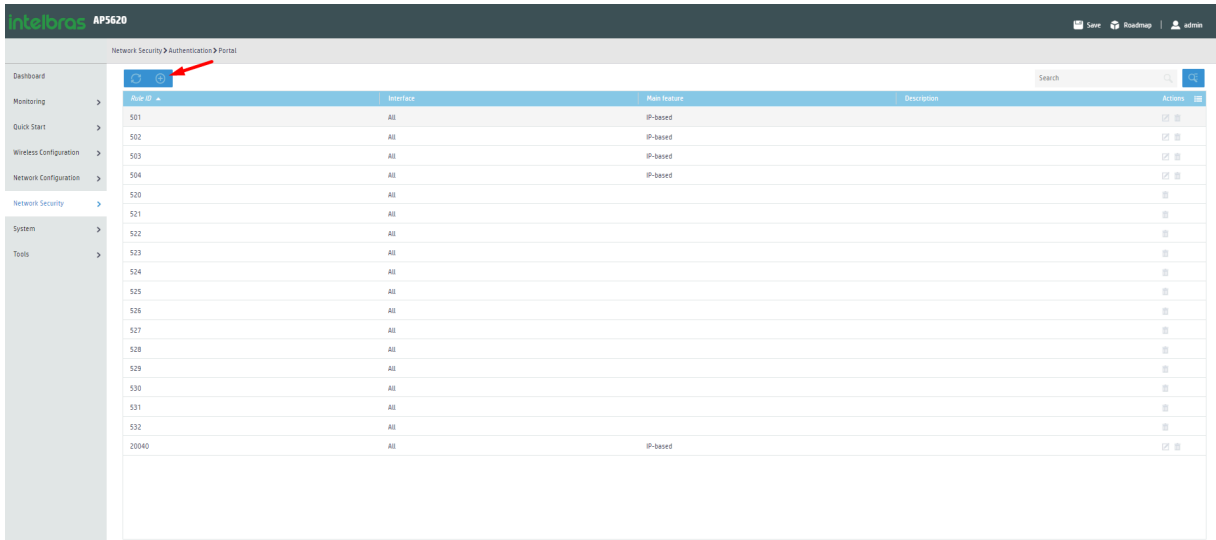
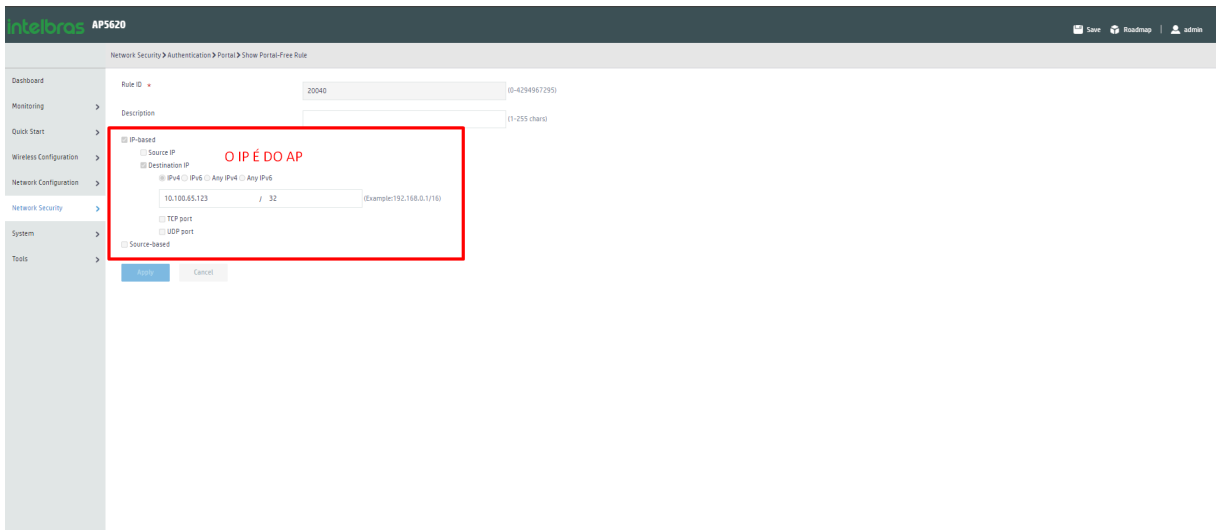


Figura 19: Image Created by The Author



Rule ID	Interface	Main Feature	Description	Actions
501	All	IP-based		[X] [X]
502	All	IP-based		[X] [X]
503	All	IP-based		[X] [X]
504	All	IP-based		[X] [X]
520	All			[X] [X]
521	All			[X] [X]
522	All			[X] [X]
523	All			[X] [X]
524	All			[X] [X]
525	All			[X] [X]
526	All			[X] [X]
527	All			[X] [X]
528	All			[X] [X]
529	All			[X] [X]
530	All			[X] [X]
531	All			[X] [X]
532	All			[X] [X]
20040	All	IP-based		[X] [X]

Figura 20: Image Created by The Author



Rule ID: 20040 (ID-4294967295)

Description: (1-255 char)

IP-based

Source IP

Destination IP

IPv4 IPv6 Any IPv4 Any IPv6

10.100.45.123 / 32 (Example: 192.168.0.1/16)

TCP port

UDP port

Source-based

Apply Cancel

O IP É DO AP

4.2.7. Retirar ACL

Figura 21: Image Created by The Author

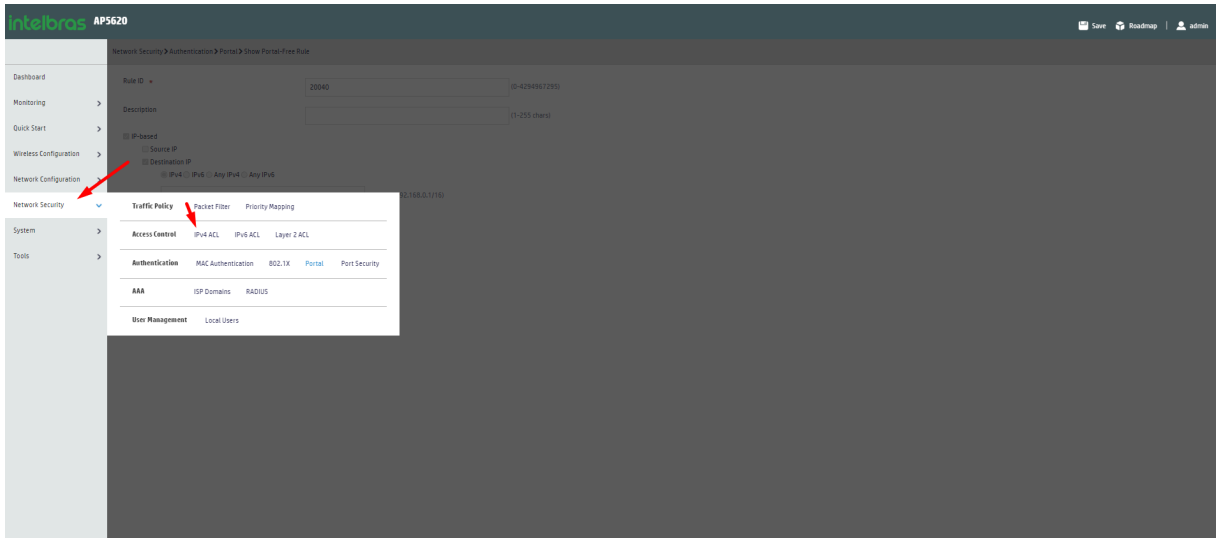
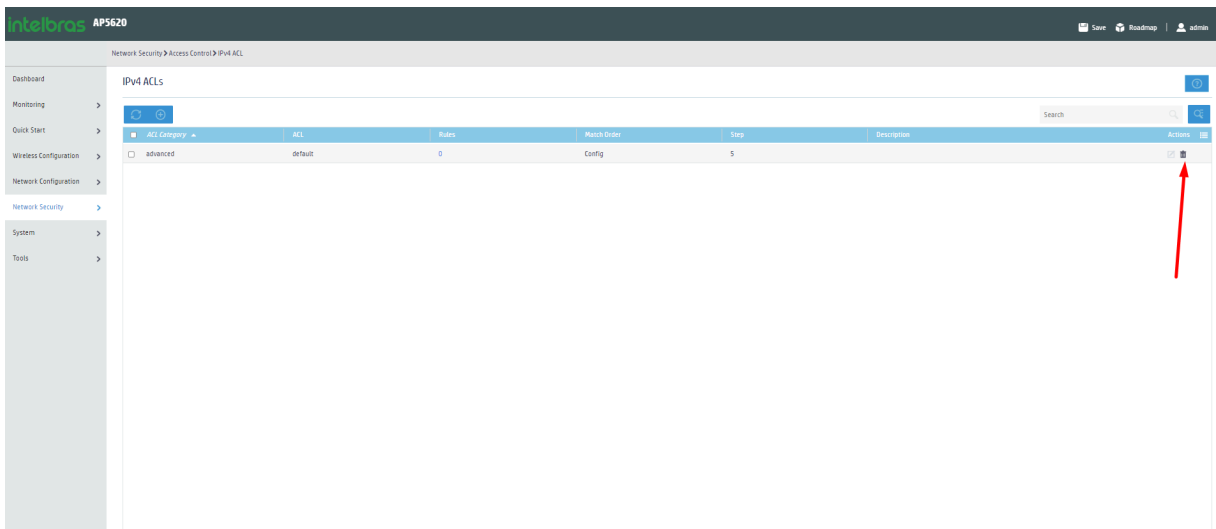


Figura 22: Image Created by The Author



4.2.8. Adicionar Service Template as interfaces WLAN

Figura 23: Image Created by The Author

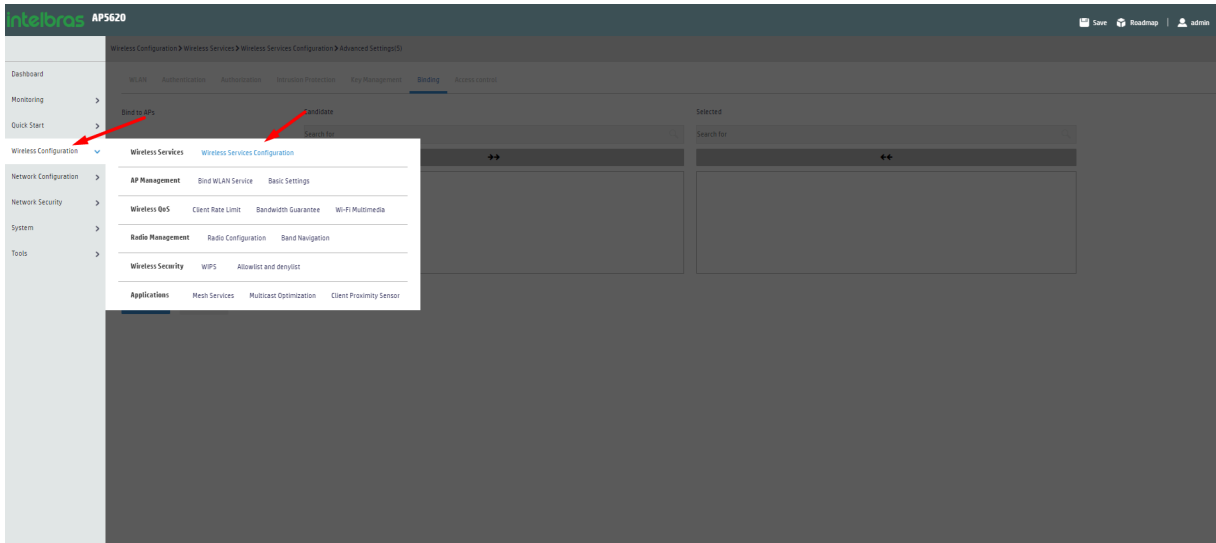


Figura 24: Image Created by The Author

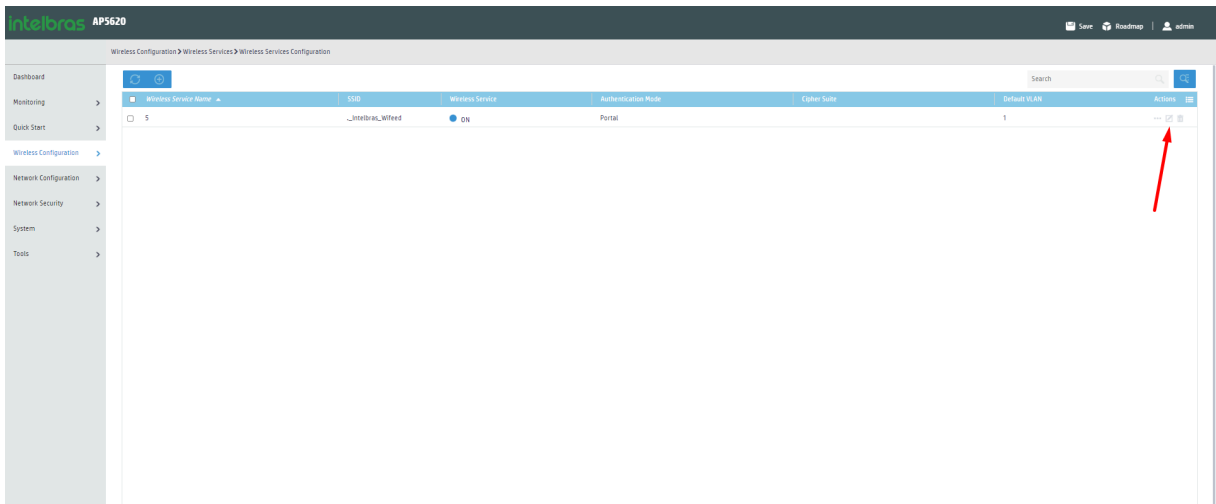


Figura 25: Image Created by The Author

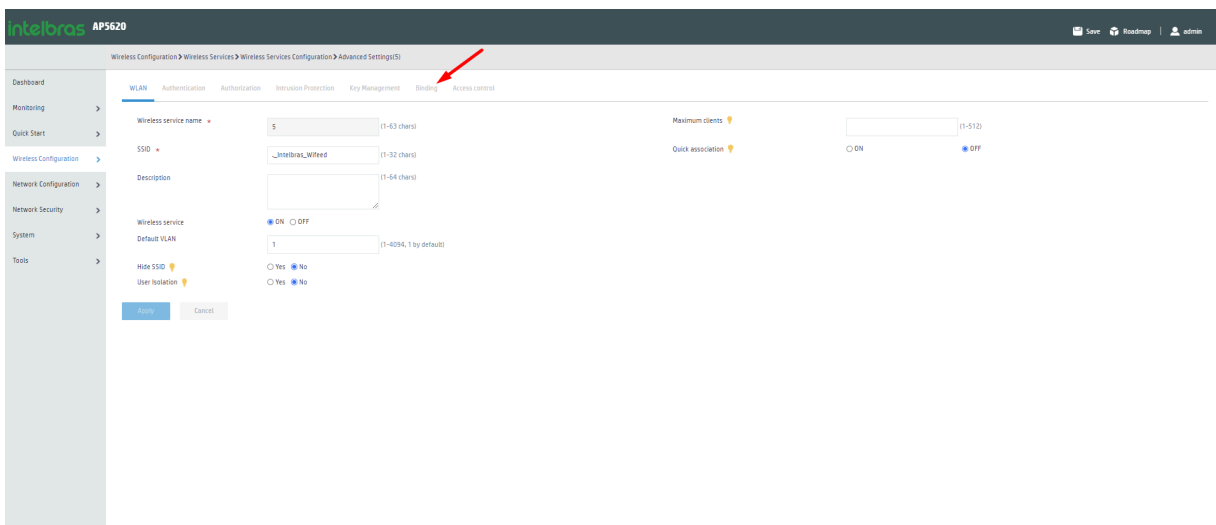
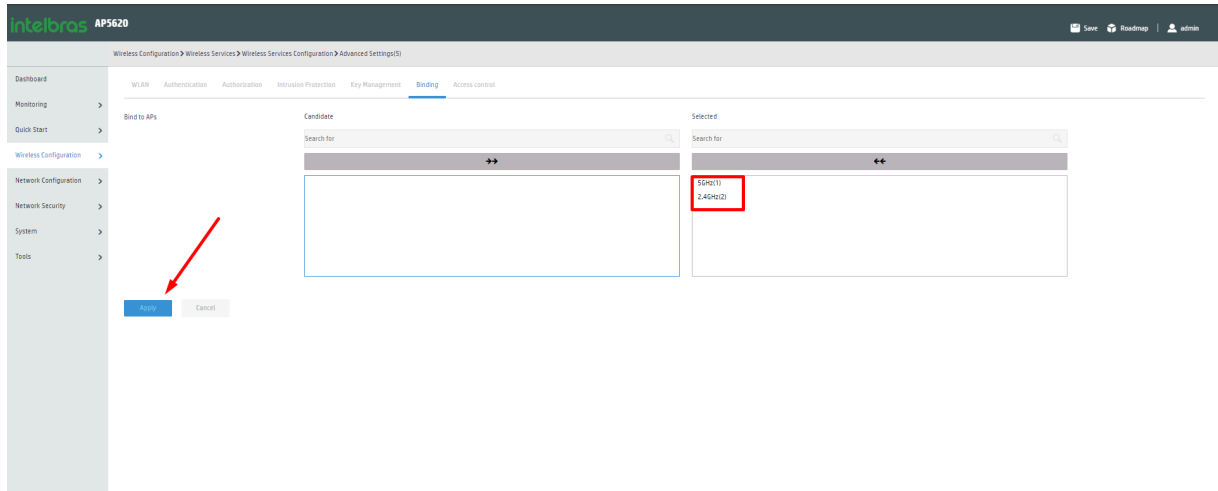


Figura 26: Image Created by The Author



4.3. Passo a Passo - INCCloud

4.3.1. Configuração do RADIUS e Domain

Figura 27: Image Created by The Author

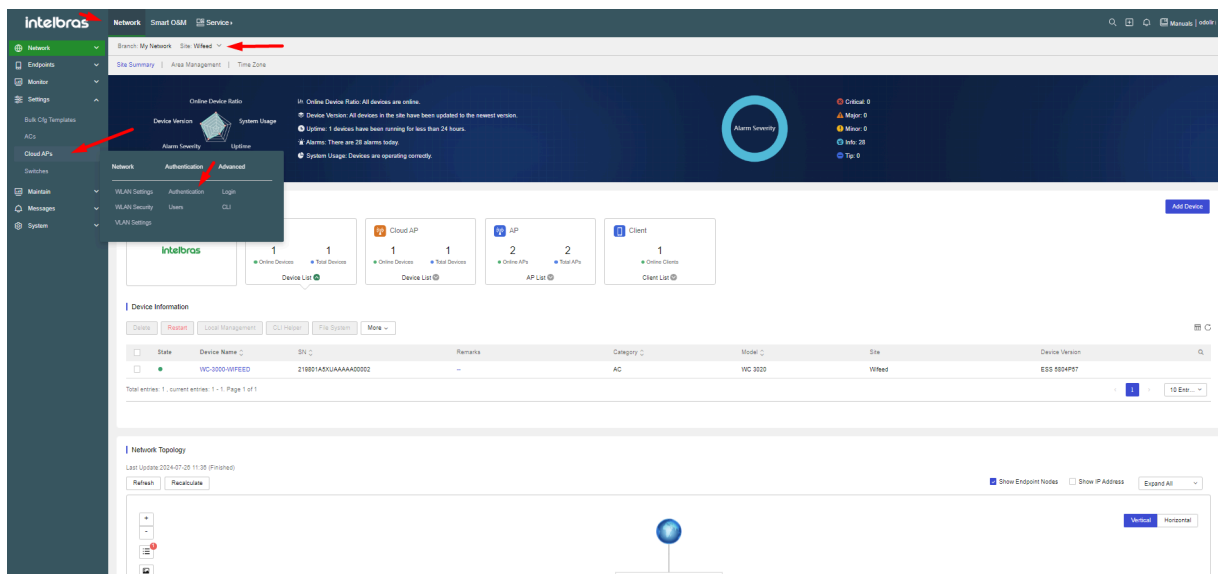


Figura 28: Image Created by The Author

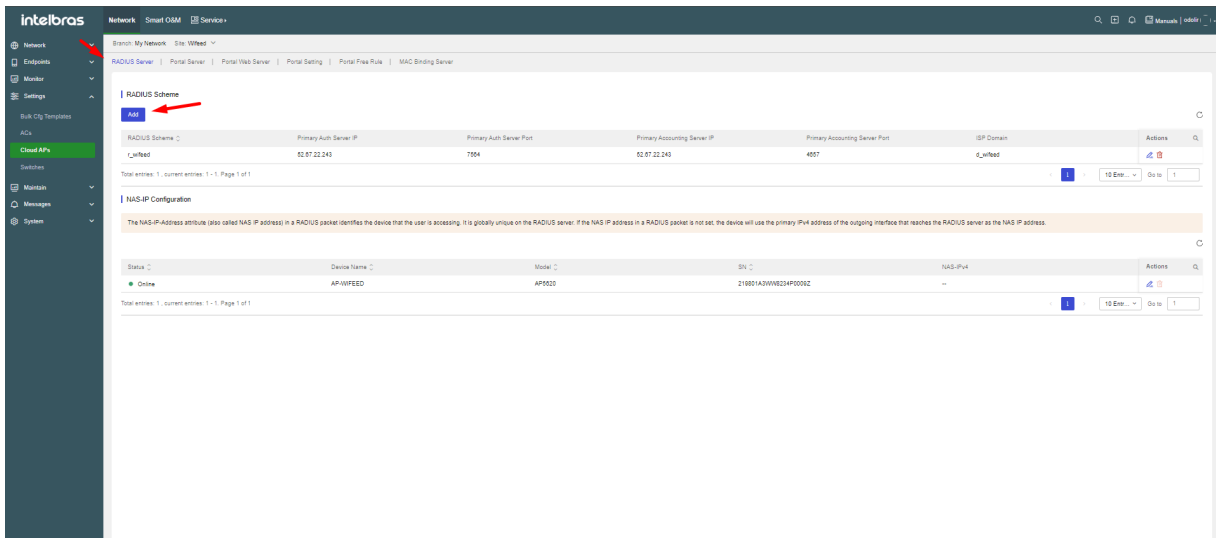
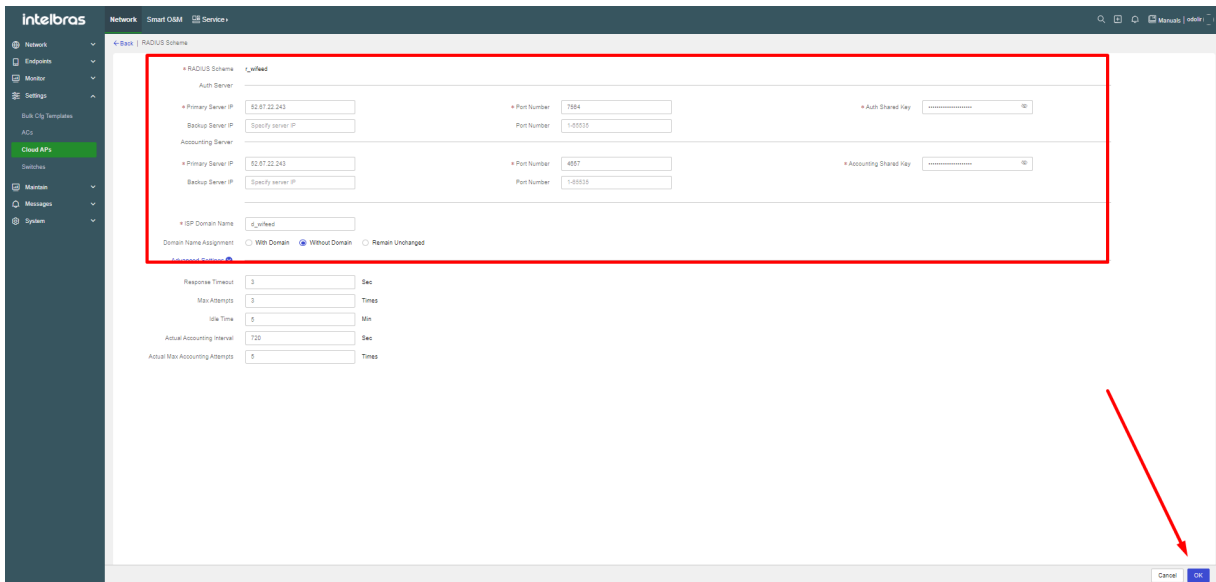


Figura 29: Image Created by The Author



4.3.2. Portal Web Server

Figura 30: Image Created by The Author

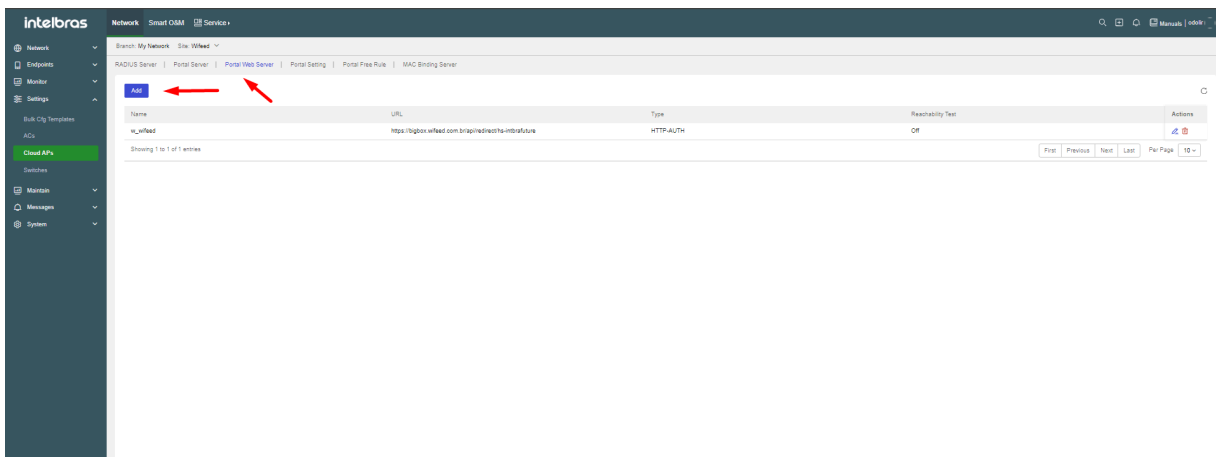
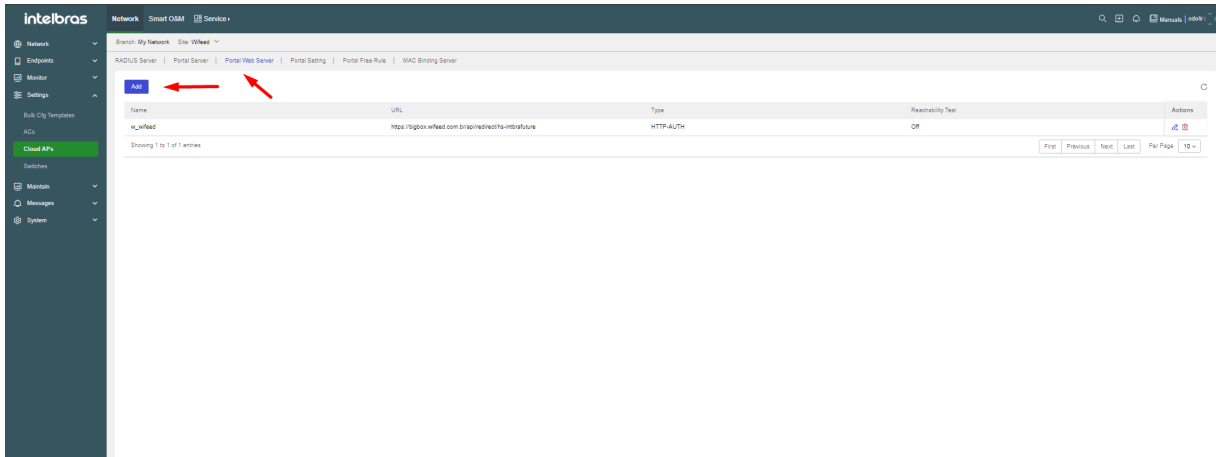


Figura 31: Image Created by The Author



4.3.3. Portal Free rule

Figura 32: Image Created by The Author

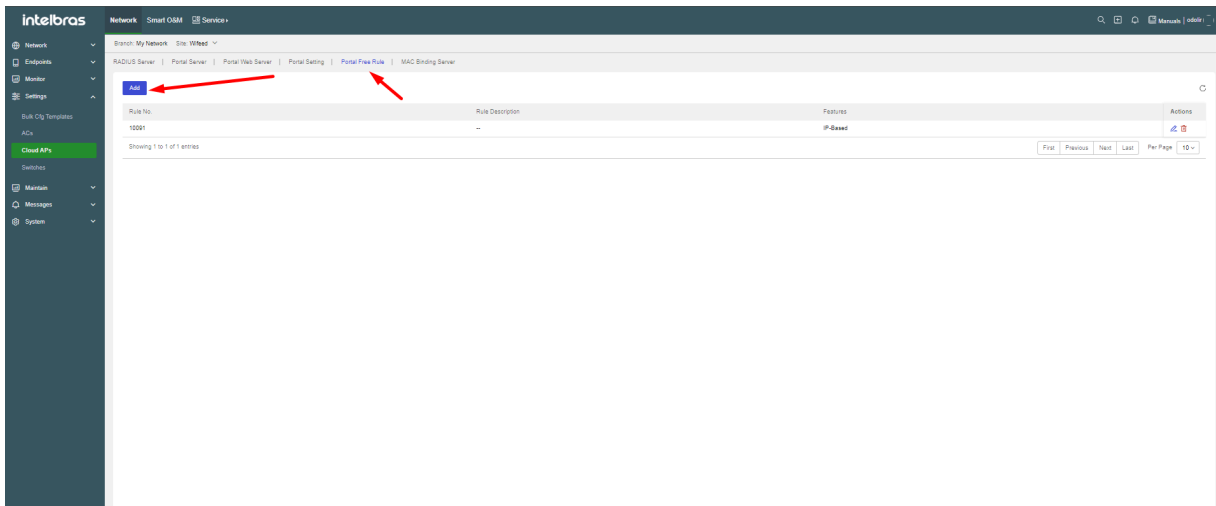
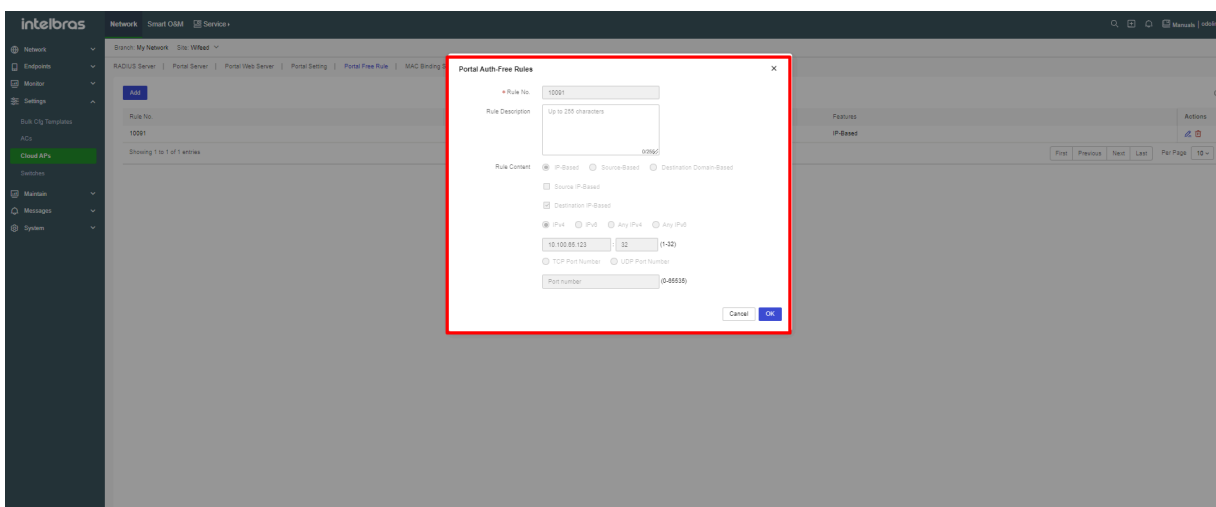


Figura 33: Image Created by The Author



4.3.4. Service template

Figura 34: Image Created by The Author

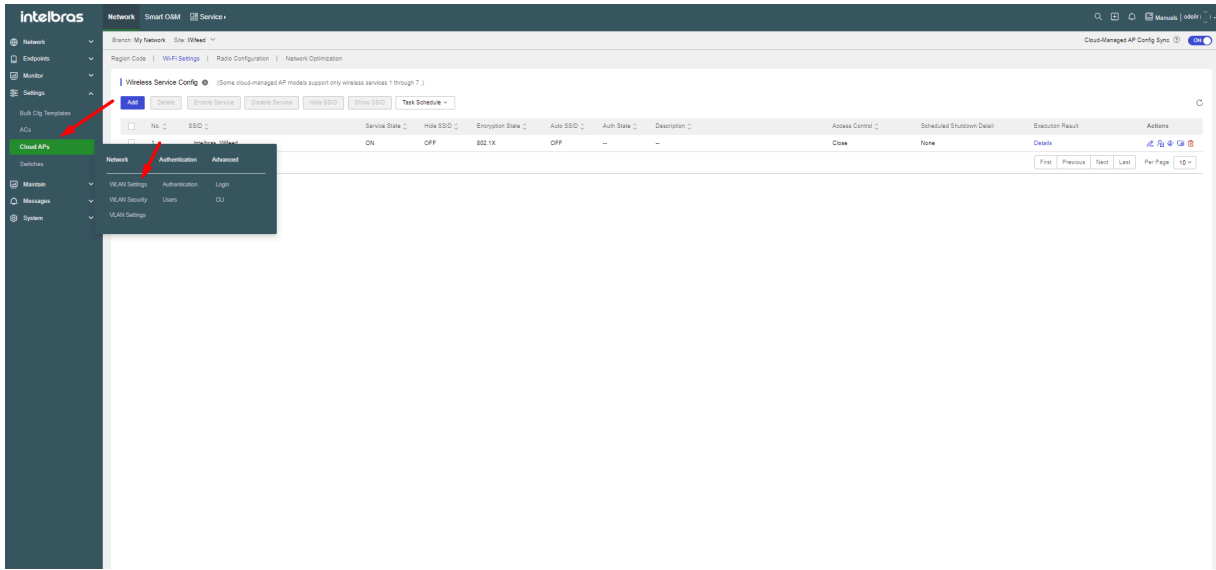


Figura 35: Image Created by The Author

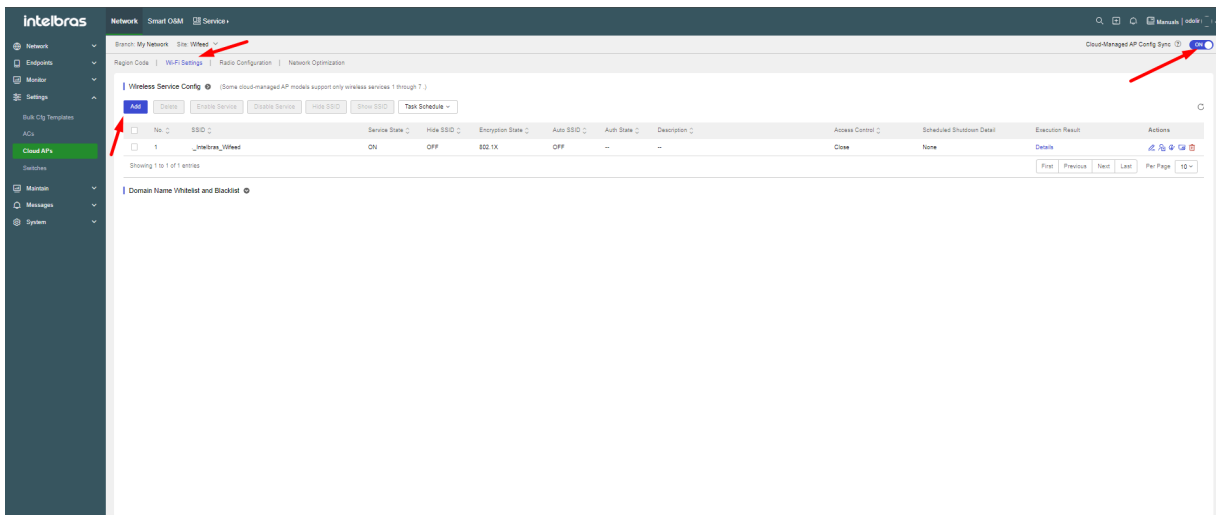



Figura 36: Image Created by The Author



4.3.5. AP Template

Figura 37: Image Created by The Author

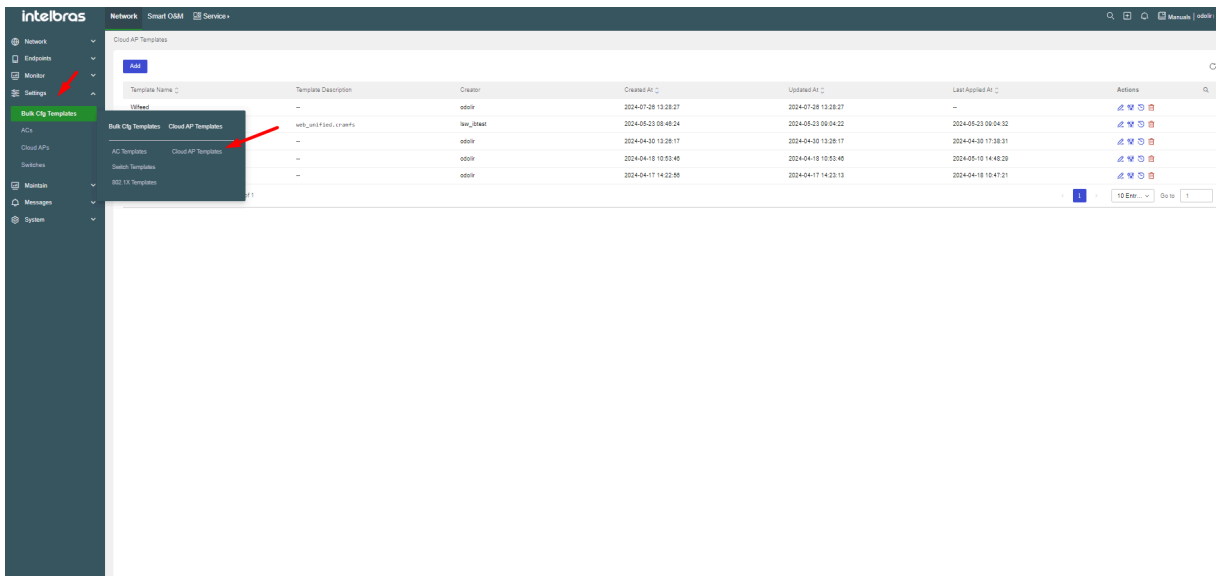
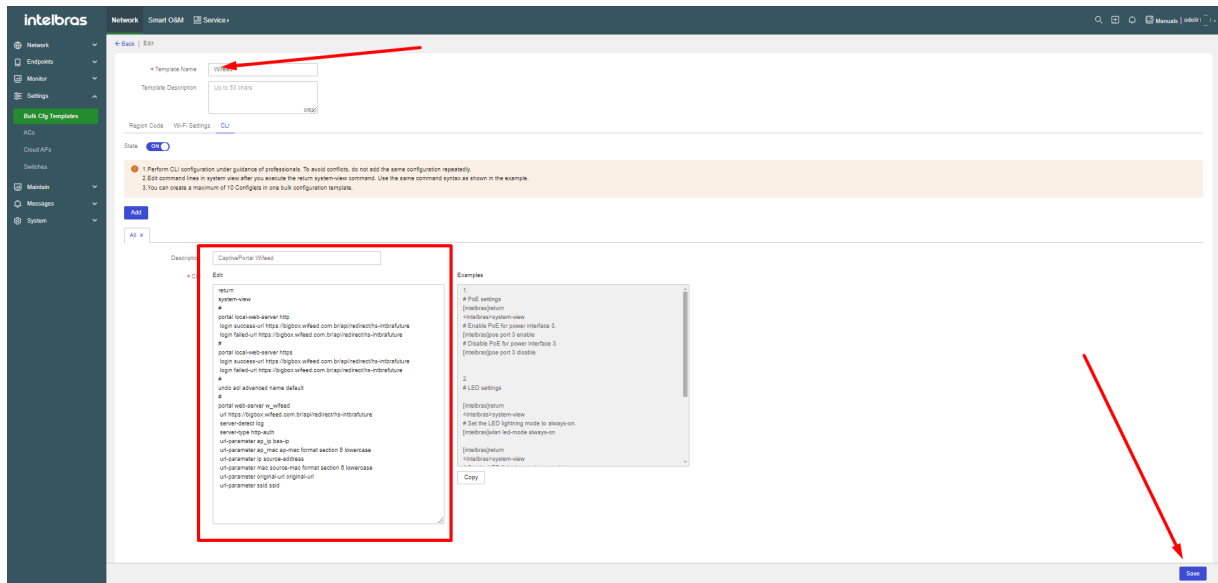


Figura 38: Image Created by The Author



```

1 return
2 system-view
3 #
4 portal local-web-server http
5     login success-url https://bigbox.wifeed.com.br/api/redirect/hs-
6     login failed-url https://bigbox.wifeed.com.br/api/redirect/hs-
7     #
8     portal local-web-server https
9     login success-url https://bigbox.wifeed.com.br/api/redirect/hs-
10    login failed-url https://bigbox.wifeed.com.br/api/redirect/hs-
11    #
12    undo acl advanced name default
13    #
14    portal web-server w_wifeed
15    url https://bigbox.wifeed.com.br/api/redirect/hs-intbrafuture
16    server-detect log
17    server-type http-auth
18    url-parameter ap_ip bas-ip
19    url-parameter ap_mac ap-mac format section 6 lowercase
20    url-parameter ip source-address
21    url-parameter mac source-mac format section 6 lowercase
22    url-parameter original-url original-url
23    url-parameter ssid ssid

```

Figura 39: Image Created by The Author

