intelbras

Gabarito de instalação

FR 10
FR 101
FD 1000
IFR 1001

Abertura para dentro lado direito

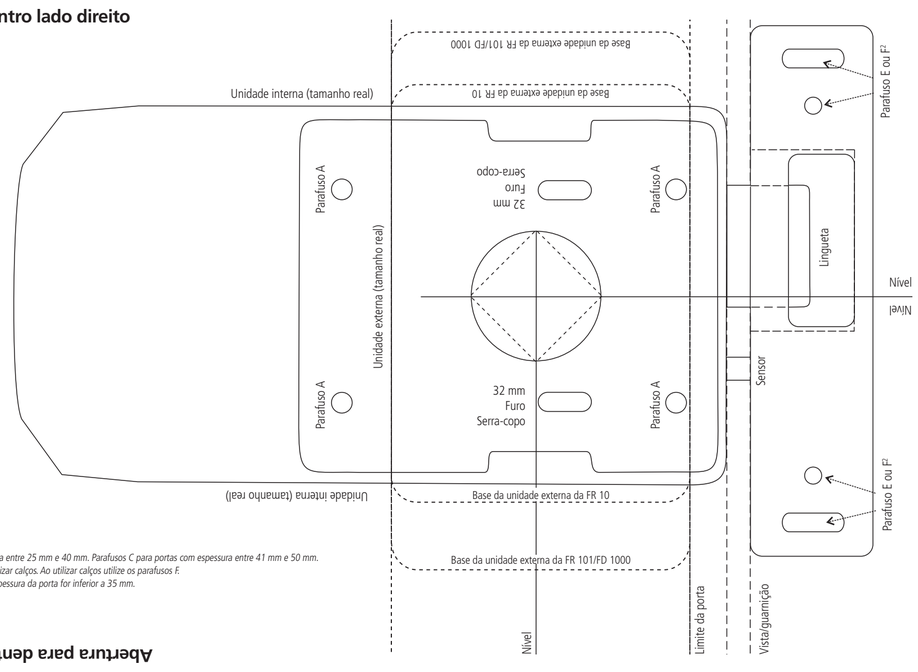

Abertura para dentro lado esquerdo

[1] Parafusos B para portas com espessura entre 25 mm e 40 mm. Parafusos C para portas com espessura entre 41 mm e 50 mm.
[2] Utilize os parafusos E quando não utilizar calços. Ao utilizar calços utilize os parafusos F.
[3] Remover os parafusos G quando a espessura da porta for inferior a 35 mm.

Identifique os parafusos

A	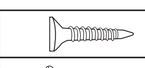	4 parafusos Philips ST FH 4 × 20 mm
B	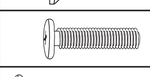	2 parafusos Philips panela BH M 5 × 20 mm
C	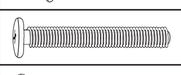	2 parafusos Philips panela BH M 5 × 35 mm
D	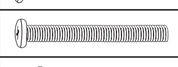	4 parafusos Philips panela M 4 × 33 mm
E	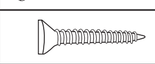	4 parafusos Philips chata M 4 × 25 mm
F	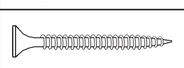	4 parafusos Philips chata ST FH 3,5 × 38 mm (pretos)
G	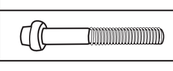	2 parafusos Philips chata BH M 5 × 30 mm

intelbras

Gabarito de instalação

FR 10
FR 101
FD 1000
IFR 1001

Abertura para fora lado direito

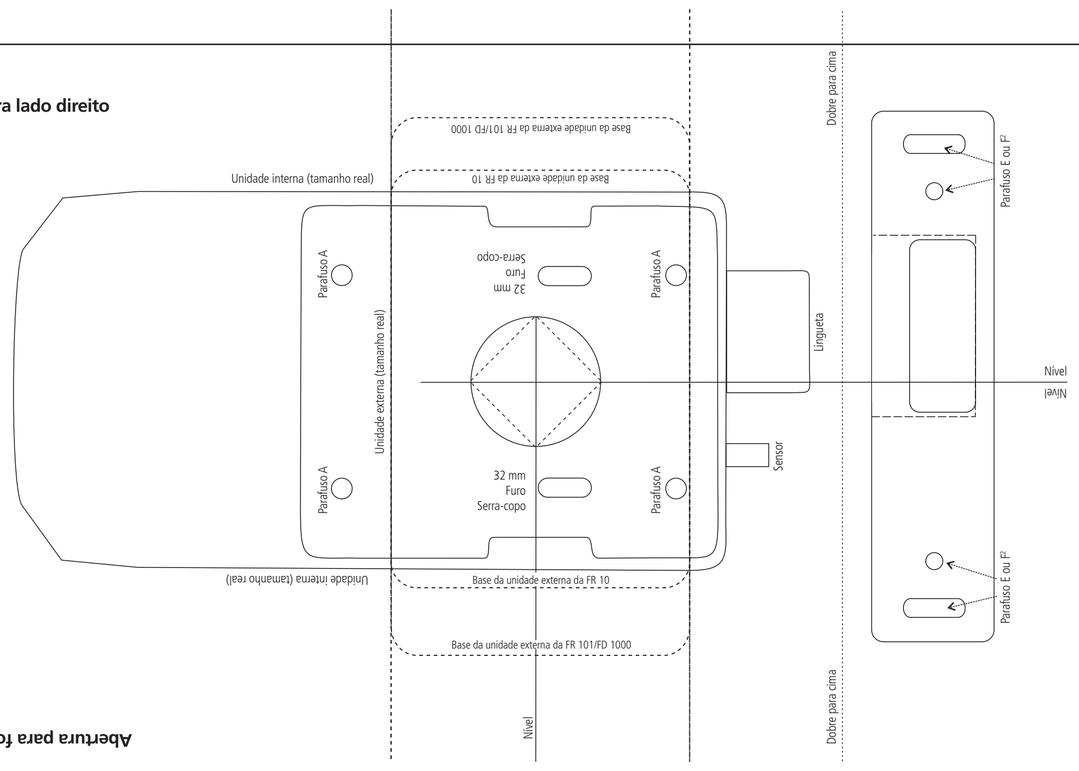

Abertura para fora lado esquerdo

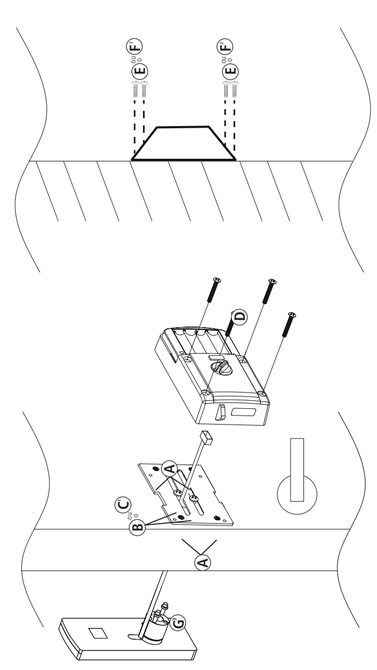

01.21