

#### Optical termination box

Congratulations, you have just purchased a product with Intelbras quality and safety.

## 1. Care and Safety

- » **Read the installation guide:** all safety and handling instructions should be read before starting operations with the product and should be kept for future reference.
- » **Safety in transport and handling:** high pressure or violent vibrations are not allowed during transport, storage, or use.
- » **Technical assistance:** do not attempt to repair this product. Let all services be done by our authorized service network.
- » **Heed the warnings:** follow all the instructions indicated in the guide.
- » **LGPD - General Law of Personal Data Protection:** Intelbras does not access, transfer, capture, or perform any other type of personal data processing resulting from this product.

## 2. Technical Specifications

Maximum fusion capacity	12
Maximum derivation capacity	16
Maximum splitter capacity	1x 1x16 optical splitter (12 x 4 x 60 mm)
Ports	Main 2 individual main ports with support for Ø13 mm
	Output 16 output ports for 2 x 3 mm drop flat cable

## 3. Product

### 3.1. Available models

- » **XFCT 1600:** aerial optical termination box without splitter;
- » **XFCT 1608:** aerial optical termination box with 1x8 SC/APC splitter;
- » **XFCT 1616:** aerial optical termination box with 1x16 SC/APC splitter.

### 3.2. Description

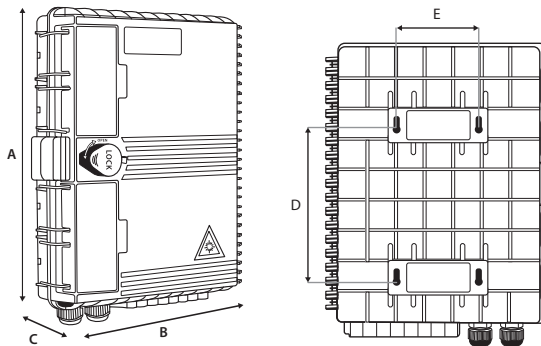
The Intelbras Optical Termination Box (OTB) is used as the termination point of the backbone cable to connect with the drop cable to the network of FTTX communication systems. In the OTB, fiber splicing, splitting and distribution can be done, providing adequate protection and accommodation for FTTX network construction. With its completely closed structure made of PC+ABS, the Intelbras OTB provides protection against humidity, dust, aging, and water, with an IP 55 ingress protection rating.

### 3.3. Features

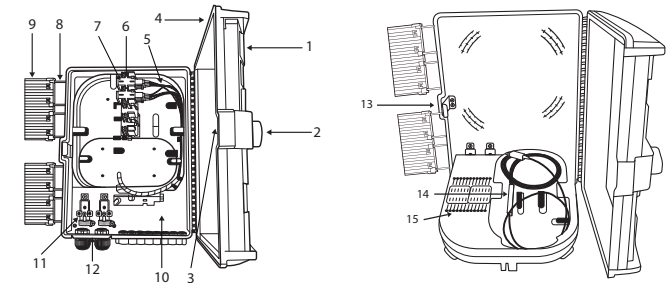
- » Closed structure to accommodate splicing and optical connections;
- » Material: PC + ABS;
- » Ingress protection rating: IP 55;
- » Support for up to 16 SC adapters;
- » Outdoor or indoor installation, and can be installed both on walls and on poles;
- » Operation temperature range: -40 °C to +85 °C;
- » Maximum relative humidity of the installation environment: 85%.

### 3.4. Dimensions

A	293 mm
B	219 mm
C	84 mm
D	155 mm
E	82 mm

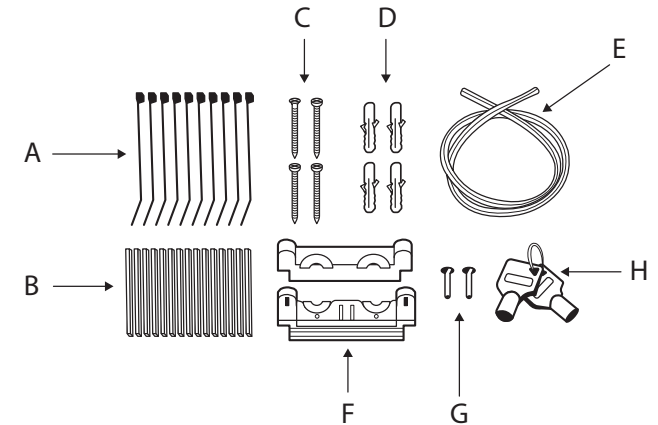


### 3.5. XFCT Box Details



1	Cover
2	Lock protector
3	Latch
4	Sealing
5	Tray and mobile splices
6	Adapter holder
7	Adapter
8	Latch hinge for locking the cover
9	Cover latch
10	Base
11	Cable locking system
12	Passage for uncutting cable
13	Box locking system
14	Support for PLC Mini-Module splitter
15	Grooves to fix the sleeves

### 3.6. Accessories

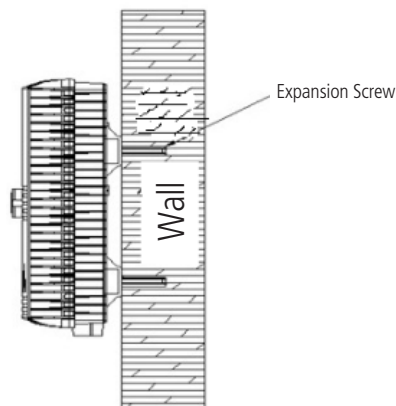


A	10x plastic ties
B	16x fusion sleeves
C	4x fixing screws
D	4x plugs
E	1x tube for conducting the loose tube
F	2x parts for the uncut cable
G	2x screws to fix the support to the uncut cable
H	2x keys for closing the box

## 4. Installation

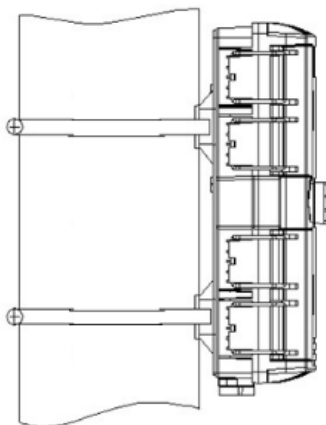
### 4.1. Wall Installation

1. Drill four holes in the wall according to the measurements presented in *item 3.4.- Dimensions* in this guide.
2. Position the box so that the holes match and use the screws to secure it.



### 4.2. Installation on a pole

1. Using two stainless steel straps, attach the box to the post using the pass-through slots located on the back of the box, as shown in the figure below:



This is a quick guide, to learn more about installation and mounting of the XFCT box, access the QR code below with your smartphone camera:



## Warranty Terms

It is hereby expressly stated that this contractual warranty is conferred under the following conditions:

Name of client:

Client signature:

Invoice No.:

Date of purchase:

Model:

Retailer:

Serial No.:

1. All parts, pieces and components of the product are guaranteed against eventual manufacturing defects, which they may eventually present, for a period of 1 (one) year - this being 90 (ninety) days of legal guarantee and 9 (nine) months of contractual guarantee -, as from the date of purchase of the product by the Consumer, as shown on the invoice for the purchase of the product, which is an integral part of this Term throughout the entire national territory. This contractual warranty includes the free replacement of parts, pieces, and components that present manufacturing defects, including the expenses for the labor used in this repair. If no manufacturing defect is found, but defect(s) arising from improper use, the Consumer will bear these expenses.
2. The product's installation should be done according to the Product Manual and/or Installation Guide. If your product requires installation and configuration by a qualified technician, look for a competent and specialized professional, considering that the costs for these services are not included in the product's price.
3. Once the defect is confirmed, the Consumer must immediately contact the nearest Authorized Service listed by the manufacturer - only these are authorized to examine and repair the defect during the warranty period foreseen herein. If this is not done, this warranty will be void, since it will be characterized as a violation of the product.
4. In the event that the Consumer requests home assistance, he or she must go to the nearest Authorized Service to inquire about the technical visit fee. If it is necessary to remove the product, the resulting expenses, such as transportation and security costs to and from of the product, will be the Consumer's responsibility.
5. The warranty will totally lose its validity in the occurrence of any of the following hypotheses: a) if the defect is not of manufacturing, but caused by the Consumer or by third parties not related to the manufacturer; b) if the damage to the product comes from accidents, disasters, nature agents (lightning, flooding, landslides, etc.), humidity, voltage in the electrical network (overvoltage caused by accidents or excessive fluctuations in the network), installation/use in disagreement with the user's manual or resulting from the natural wear and tear of the parts and components; c) if the product has suffered chemical, electromagnetic, electrical or animal (insects, etc.) influence; d) if the product's serial number has been tampered with or scraped; e) if the device has been breached.
6. This warranty does not cover data loss, therefore it is recommended, if applicable to the product, that the Consumer make a backup copy of the data on the product on a regular basis.
7. Intelbras is not responsible for the installation of this product, nor for any attempts of fraud and/or sabotage on its products. Keep the software updates and applications used up-to-date, if relevant, as well as the network protections required for protection against intrusions (hackers). The equipment is guaranteed against vices within its normal conditions of use, and it is important to be aware that, because it is an electronic equipment, it is not free of frauds and scams that may interfere with its correct operation.
8. After its useful lifespan, the product must be delivered to an Intelbras authorized service center or directly disposed of in an environmentally appropriate manner, avoiding environmental and health impacts. If you prefer, the battery as well as other Intelbras brand electronics without use, can be discarded at any Green Eletron collection point (manager of electro-electronic waste with whom we are associated). If you have any questions about the reverse logistics process, please contact us by phone (48) 2106-0006 or 0800 704 2767 (Monday to Friday from 8am to 8pm and on Saturdays from 8am to 6pm) or by e-mail [suporte@intelbras.com.br](mailto:suporte@intelbras.com.br).

These being the conditions of this supplemental warranty term, Intelbras S/A reserves the right to alter the general, technical and aesthetic characteristics of its products without prior notice.

The manufacturing process of this product is not covered by the requirements of ISO 14001.

All images in this manual are illustrative.

# intelbras



**Customer Support:** (48) 2106 0006

**Forum:** [forum.intelbras.com.br](http://forum.intelbras.com.br)

**Support via chat:** [intelbras.com.br/suporte-tecnico](http://intelbras.com.br/suporte-tecnico)

**Support via e-mail:** [suporte@intelbras.com.br](mailto:suporte@intelbras.com.br)

**Customer Service:** 0800 7042767

**Where to buy? Who installs?:** 0800 7245115

Imported in Brazil by: Intelbras S/A – Indústria de Telecomunicação Eletrônica Brasileira  
Rodovia SC 281, km 4,5 – Sertão do Marum – São José/SC – 88122-001  
CNPJ 82.901.000/0014-41 – [www.intelbras.com.br](http://www.intelbras.com.br)

01.21  
Made in China