

Headsets corporativos

Guia de compatibilidade



intelbras
Sempre próxima

Imagens: iStockphoto

SOLUÇÕES RECOMENDADAS

MODELO

ENTRADA

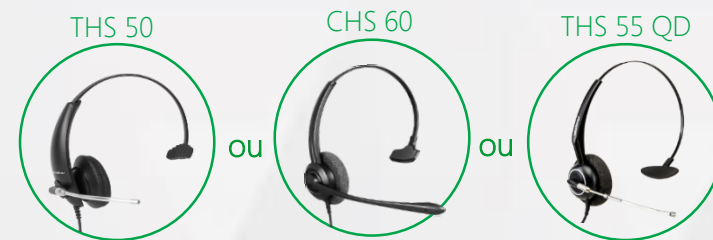

ADAPTADOR/CORDÃO

HEADSET



BDI 10 / HSB 50

Headset
entrada
conector
RJ9



SOLUÇÕES RECOMENDADAS

MODELO

ENTRADA

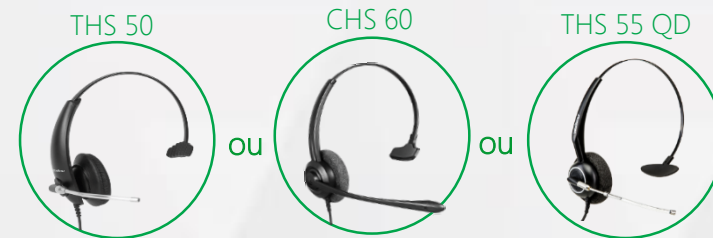

ADAPTADOR/CORDÃO

HEADSET



TE 220

Headset
entrada
conector
RJ9



SOLUÇÕES RECOMENDADAS

MODELO

ENTRADA

ADAPTADOR/CORDÃO


HEADSET



TI 5000


Headset
entrada
conector
RJ9

CHS 50



ou

CHS 55



ou

THS 55 RJ9



ou

CHS 40 RJ9



TI 830i

QDI 10
(posição 1)




ou

QDI 15
(posição A)




THS 50



ou

CHS 60



ou

THS 55 QD



SOLUÇÕES RECOMENDADAS

MODELO

ENTRADA

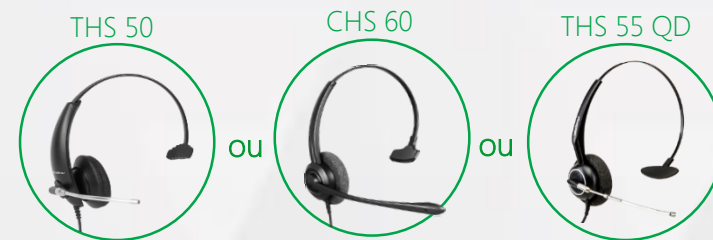

ADAPTADOR/CORDÃO

HEADSET



TIP 125 / TIP 125 lite
TIP 125i

Headset
entrada
conector
RJ9



TIP 120 / TIP 120 lite
TIP 120i

SOLUÇÕES RECOMENDADAS

MODELO

ENTRADA

ADAPTADOR/CORDÃO


HEADSET



TIP 235G


Headset
entrada
conector
RJ9

CHS 50




ou

CHS 55



ou

THS 55 RJ9



ou

CHS 40 RJ9



TIP 435G

QDI 10
(posição 1)




ou

QDI 15
(posição A)




THS 50



ou

CHS 60



ou

THS 55 QD



SOLUÇÕES RECOMENDADAS

MODELO

ENTRADA

ADAPTADOR/CORDÃO


HEADSET



TIP 425


Headset
entrada
conector
RJ9

CHS 50



ou

CHS 55



ou

THS 55 RJ9



ou

CHS 40 RJ9



TIP 638V

QDI 10
(posição 1)



ou

QDI 15
(posição A)




THS 50



ou

CHS 60



ou

THS 55 QD



SOLUÇÕES RECOMENDADAS

MODELO

ENTRADA

ADAPTADOR/CORDÃO

HEADSET



TIP 200 / TIP 200 lite



TIP 210



TIP 300

Headset
entrada
conector
RJ9

ADP 10 (posição 4 A)




CHS 50



ou

CHS 55



ou

THS 55 RJ9



ou

CHS 40 RJ9




QDI 10
(posição 4)



ou

QDI 15
(posição D)




THS 50



ou

CHS 60



ou

THS 55 QD



SOLUÇÕES RECOMENDADAS

MODELO

ENTRADA

ADAPTADOR/CORDÃO

HEADSET




TI 730i

Monofone
entrada
conector
RJ9

ADP 10 (posição 4 A)




CHS 50



ou

CHS 55



ou

THS 55 RJ9



ou

CHS 40 RJ9




QDI 10
(posição 4)




ou

QDI 15
(posição D)



THS 50



ou

CHS 60



ou

THS 55 QD



SOLUÇÕES RECOMENDADAS

MODELO	ENTRADA	ADAPTADOR/CORDÃO	HEADSET				
 <p data-bbox="101 692 280 763">TI NKT 4245/ TI 4245i</p>	<p>Monofone entrada conector RJ9</p>	<p data-bbox="751 328 1006 364">ADP 10 (posição 4 A)</p> 	+				<p data-bbox="1503 328 1592 364">CHS 50</p>  <p data-bbox="1643 449 1681 485">ou</p> <p data-bbox="1758 328 1847 364">CHS 55</p>  <p data-bbox="1898 449 1936 485">ou</p> <p data-bbox="2000 328 2140 364">THS 55 RJ9</p>  <p data-bbox="2153 449 2191 485">ou</p> <p data-bbox="2254 328 2395 364">CHS 40 RJ9</p> 
 <p data-bbox="101 1206 280 1242">TI NKT 2165</p>		<p>Headset entrada conector P1</p>	<p data-bbox="738 642 942 678">QDI 10 (posição 4)</p>  <p data-bbox="980 749 1019 785">ou</p> <p data-bbox="1044 642 1261 678">QDI 15 (posição D)</p> 	+			
			<p data-bbox="764 899 866 935">QDP 10</p>  <p data-bbox="955 1013 993 1049">ou</p> <p data-bbox="1108 899 1210 935">QDP 15</p> 	<p data-bbox="1516 1113 1605 1149">HC 10</p> 			

SOLUÇÕES RECOMENDADAS

MODELO

ENTRADA

ADAPTADOR/CORDÃO

HEADSET



TIP 100


Monofone
entrada
conector
RJ9

ADP 10 (posição 1C)



+

CHS 50



ou

CHS 55



ou

THS 55 RJ9



ou

CHS 40 RJ9



QDI 10
(posição 2)



ou

QDI 15
(posição B)



+

CHS 60



QDI 10
(posição 8)



ou

QDI 15
(posição B)



+

THS 50



ou

THS 55 QD



SOLUÇÕES RECOMENDADAS

MODELO

ENTRADA

ADAPTADOR/CORDÃO

HEADSET


3G



CFW 8031

Headset
entrada
conector
RJ9

CHS 50



ou

CHS 55



ou

THS 55 RJ9



ou

CHS 40 RJ9



4G



CFW 9041

QDI 10
(posição 1)




ou

QDI 15
(posição A)




THS 50



ou

CHS 60



ou

THS 55 QD



SOLUÇÕES RECOMENDADAS

MODELO

ENTRADA

ADAPTADOR/CORDÃO

HEADSET



TS 5120 / TS 5121
TS 5122 / TS 5123



TS 5150


Headset
entrada
conector
P1




ou




+




ou







ou



ou



SOLUÇÕES RECOMENDADAS

MODELO	ENTRADA	ADAPTADOR/CORDÃO	HEADSET
			
MAC			
	Headset conector USB		
Softphones			
			
Linux			
			
Windows			

