

Headsets corporativos

Guia de compatibilidade



intelbras
Sempre próxima

SOLUÇÕES RECOMENDADAS

MODELO

ENTRADA

ADAPTADOR/CORDÃO


HEADSET



BDI 10 / HSB 50


Headset
entrada
conector
RJ9

CHS 50



ou

CHS 55



ou

THS 55 RJ9



ou

CHS 40 RJ9



QDI 10
(posição 1)




ou

QDI 15
(posição A)




THS 50



ou

CHS 60



ou

THS 55 QD



SOLUÇÕES RECOMENDADAS

MODELO

ENTRADA

ADAPTADOR/CORDÃO


HEADSET



TE 220

Headset
entrada
conector
RJ9

CHS 50



ou

CHS 55



ou

THS 55 RJ9



ou

CHS 40 RJ9



QDI 10
(posição 1)




ou

QDI 15
(posição A)




THS 50




ou

CHS 60



ou

THS 55 QD



SOLUÇÕES RECOMENDADAS

MODELO

ENTRADA

ADAPTADOR/CORDÃO

HEADSET




TI 5000


Headset
entrada
conector
RJ9



ou





ou




ou




ou



ou



ou



TI 830i

SOLUÇÕES RECOMENDADAS

MODELO

ENTRADA


ADAPTADOR/CORDÃO

HEADSET




TIP 125 / TIP 125 lite
TIP 125i


Headset
entrada
conector
RJ9



ou




ou




ou




ou



ou



ou



TIP 120 / TIP 120 lite
TIP 120i

SOLUÇÕES RECOMENDADAS

MODELO

ENTRADA

ADAPTADOR/CORDÃO

HEADSET



TIP 235G

Headset
entrada
conector
RJ9



TIP 435G

QDI 10
(posição 1)




ou

QDI 15
(posição A)



CHS 50



ou

CHS 55



ou

THS 55 RJ9




ou

CHS 40 RJ9



THS 50



ou

CHS 60



ou

THS 55 QD



SOLUÇÕES RECOMENDADAS

MODELO

ENTRADA

ADAPTADOR/CORDÃO


HEADSET



TIP 425


Headset
entrada
conector
RJ9

CHS 50



ou

CHS 55



ou

THS 55 RJ9



ou

CHS 40 RJ9



TIP 638V

QDI 10
(posição 1)




ou

QDI 15
(posição A)




THS 50



ou

CHS 60



ou

THS 55 QD



SOLUÇÕES RECOMENDADAS

MODELO

ENTRADA

ADAPTADOR/CORDÃO

HEADSET



TIP 200 / TIP 200 lite



TIP 210



TIP 300

Headset
entrada
conector
RJ9

ADP 10 (posição 4 A)




+

CHS 50



ou

CHS 55



ou

THS 55 RJ9



ou

CHS 40 RJ9




QDI 10
(posição 4)



ou

QDI 15
(posição D)




+

THS 50



ou

CHS 60



ou

THS 55 QD



SOLUÇÕES RECOMENDADAS

MODELO

ENTRADA

ADAPTADOR/CORDÃO

HEADSET




TI 730i

Monofone
entrada
conector
RJ9

ADP 10 (posição 4 A)




CHS 50



ou

CHS 55



ou

THS 55 RJ9



ou

CHS 40 RJ9



QDI 10
(posição 4)




ou

QDI 15
(posição D)



THS 50



ou

CHS 60



ou

THS 55 QD



SOLUÇÕES RECOMENDADAS

MODELO

ENTRADA

ADAPTADOR/CORDÃO

HEADSET



TI NKT 4245/
TI 4245i

Monofone
entrada
conector
RJ9

ADP 10 (posição 4 A)




+

CHS 50



ou

CHS 55



ou

THS 55 RJ9



ou

CHS 40 RJ9



QDI 10 (posição 4)




ou

QDI 15 (posição D)




+

THS 50



ou

CHS 60



ou

THS 55 QD



TI NKT 2165

Headset
entrada
conector
P1

QDP 10



ou

QDP 15



HC 10



SOLUÇÕES RECOMENDADAS

MODELO

ENTRADA

ADAPTADOR/CORDÃO

HEADSET



TIP 100


Monofone
entrada
conector
RJ9

ADP 10 (posição 1C)



+

CHS 50



ou

CHS 55




ou

THS 55 RJ9



ou

CHS 40 RJ9



QDI 10
(posição 2)



ou

QDI 15
(posição B)



+

CHS 60



QDI 10
(posição 8)



ou

QDI 15
(posição B)



+

THS 50



ou

THS 55 QD



SOLUÇÕES RECOMENDADAS

MODELO

ENTRADA

ADAPTADOR/CORDÃO

HEADSET



TS 5120 / TS 5121
TS 5122 / TS 5123



TS 5150


Headset
entrada
conector
P1




ou




+




ou







ou



ou



SOLUÇÕES RECOMENDADAS

MODELO	ENTRADA	ADAPTADOR/CORDÃO	HEADSET
 MAC			
 Softphones	Headset conector USB		
 Linux			
 Windows			

